



ASSET MANAGEMENT PLAN

Yorke Peninsula Council

**Community Wastewater Management System
(CWMS)**



Document Control	Asset Management Plan
-------------------------	------------------------------

Document ID :

Rev No	Date	Revision Details	Author	Reviewer	Approver
1	October 2020	Initial draft for staff review	MM	TG, GS, DG	
2	November 2020	Draft for Public Consultation	MM		Council
3	February 2021	Updated Appendix D and included Table D3.1 - Proposed Renewal (Capital Works) Forecast 2021 to 2030	MM		
4	March 2021	Adopted by Council – 041/2021	MM		Council

© Copyright 2019 – All rights reserved
The Institute of Public Works Engineering Australasia

Contents

1.0	EXECUTIVE SUMMARY	5
1.1	The Purpose of the Plan	5
1.2	Asset Description	5
1.3	Levels of Service	5
1.4	Future Demand	5
1.5	Lifecycle Management Plan	5
1.6	Financial Summary	6
1.7	Asset Management Practices.....	7
1.8	Monitoring and Improvement Program	7
2.0	Introduction	8
2.1	Background.....	8
2.2	Goals and Objectives of Asset Ownership	8
3.0	LEVELS OF SERVICE	10
3.1	Customer Research and Expectations	10
3.2	Strategic and Corporate Goals	10
3.3	Legislative Requirements.....	10
3.4	Customer Values	11
3.5	Customer Levels of Service	11
3.6	Technical Levels of Service	12
4.0	FUTURE DEMAND	15
4.1	Demand Drivers	15
4.2	Demand Forecasts.....	15
4.3	Demand Impact and Demand Management Plan	15
4.4	Asset Programs to meet Demand	15
4.5	Climate Change and Adaption	16
5.0	LIFECYCLE MANAGEMENT PLAN	17
5.1	Background Data.....	17
5.2	Operations and Maintenance Plan.....	18
5.3	Renewal Plan	20
5.4	Summary of future renewal costs	22
5.5	Acquisition Plan	22
5.6	Disposal Plan.....	25
6.0	RISK MANAGEMENT PLANNING	26

6.1	Critical Assets.....	26
6.2	Risk Assessment.....	26
6.3	Infrastructure Resilience Approach.....	28
6.4	Service and Risk Trade-Offs	28
7.0	FINANCIAL SUMMARY	30
7.1	Financial Statements and Projections	30
7.2	Funding Strategy.....	31
7.3	Valuation Forecasts.....	31
7.4	Key Assumptions Made in Financial Forecasts.....	32
7.5	Forecast Reliability and Confidence	32
8.0	PLAN IMPROVEMENT AND MONITORING	34
8.1	Status of Asset Management Practices	34
8.2	Improvement Plan.....	34
8.3	Monitoring and Review Procedures.....	34
8.4	Performance Measures	35
9.0	REFERENCES	36
10.0	APPENDICES	37
Appendix A	Acquisition Forecast.....	37
Appendix B	Operation Forecast	38
Appendix C	Maintenance Forecast	39
Appendix D	Renewal Forecast Summary	40
Appendix E	Disposal Summary	76
Appendix F	Budget Summary by Lifecycle Activity	77
Appendix G	Community Wastewater Management Scheme (CWMS) Network Maps.....	78

1.0 EXECUTIVE SUMMARY

1.1 The Purpose of the Plan

Asset management planning is a comprehensive process ensuring delivery of services from infrastructure is financially sustainable.

This Asset Management Plan (AMP) details information about infrastructure assets with actions required to provide an agreed level of service in the most cost-effective manner while outlining associated risks. The plan defines the services to be provided, how the services are provided and what funds are required to provide over the 20 year planning period. The AMP will link to a Long-Term Financial Plan (LTFP) which typically considers a 10 year planning period.

This plan covers the infrastructure assets that provide Community Wastewater Management System (CWMS).

1.2 Asset Description

The Community Wastewater Management System (CWMS) network comprises:

- CWMS Nodes
- CWMS Pipes
- CWMS Pump Stations
- CWMS Wastewater Treatment Plants and Storage

The above infrastructure assets have significant total renewal value estimated at \$28,073,234.

1.3 Levels of Service

Our present funding levels are insufficient to continue to provide existing services at current service levels in the medium term.

The main service consequences of the Planned Budget are:

- Unable to renew all assets at the optimum time

1.4 Future Demand

The main demands for new services are created by:

- New Assets to address identified substandard areas
- New Development / Connections
- Tourism
- Regulatory Changes

These demands will be approached using a combination of managing existing assets, upgrading of existing assets and providing new assets to meet demand. Demand management practices may also include a combination of non-asset solutions, insuring against risks and managing failures.

1.5 Lifecycle Management Plan

1.5.1 What does it Cost?

The forecast lifecycle costs necessary to provide the services covered by this AMP includes operation, maintenance, renewal, acquisition, and disposal of assets. Although the AMP may be prepared for a range of time periods, it typically informs a LTFP period of 10 years. Therefore, a summary output from the AMP is the forecast of 10 year total outlays, which for the CWMS is estimated as \$10,411,884 or \$1,041,188 on average per year.

1.6 Financial Summary

1.6.1 What we will do

Estimated available funding for the 10 year period is \$9,353,000 or \$935,300 on average per year as per the LTFP or Planned Budget. This is 89.83% of the cost to sustain the current level of service at the lowest lifecycle cost.

The infrastructure reality is that only what is funded in the LTFP can be provided. The Informed decision making depends on the AMP emphasising the consequences of Planned Budgets on the service levels provided and risks.

The anticipated Planned Budget for CWMS leaves a shortfall of \$105,888 on average per year of the forecast lifecycle costs required to provide services in the AMP compared with the Planned Budget currently included in the LTFP. This is shown in the figure below.

Forecast Lifecycle Costs and Planned Budgets

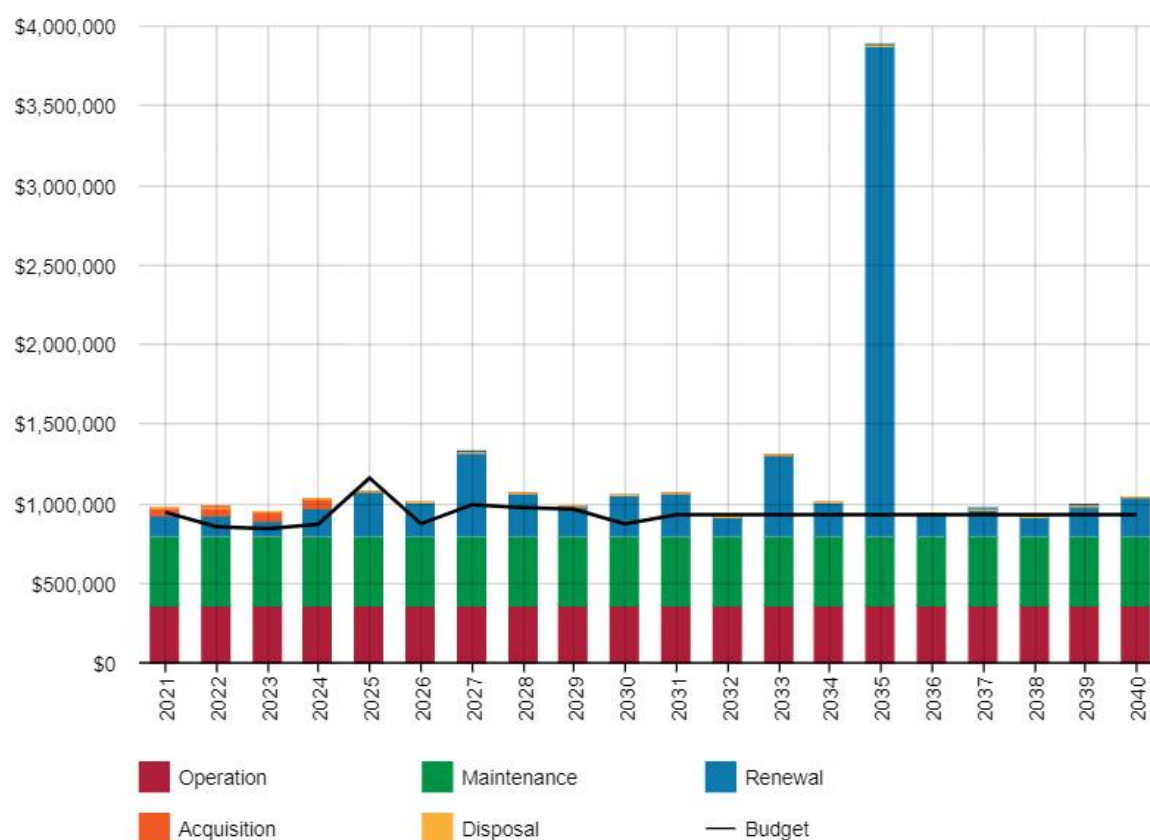


Figure Values are in current dollars.

We plan to provide CWMS services for the following:

- Operation, maintenance, renewal and upgrade of CWMS assets to meet service levels set by Council in annual budgets.

1.6.2 What we cannot do

We currently do **not** allocate enough budget to sustain these services at the proposed standard or to provide all new services being sought. Works and services that cannot be provided under present funding levels are:

- Upgrade all CWMS assets when required.

1.6.3 Managing the Risks

Our present budget levels are insufficient to continue to manage risks in the medium term.

The main risk consequences are:

- Failure to maintain the existing CWMS network to a safe and serviceable standard
- Failure to undertake inspections of the existing CWMS network

We will endeavour to manage these risks within available funding by:

- Ensuring sufficient funding to maintain the CWMS network at an appropriate level
- Prioritise all works required
- Document all inspections and complaints

1.7 Asset Management Practices

Our systems to manage assets include:

- Authority (enterprise resource planning system)
- Conquest (asset management system)

Assets requiring renewal/replacement are identified from either the asset register or an alternative method. These methods are part of the Lifecycle Model.

- If Asset Register data is used to forecast the renewal costs this is done using the acquisition year and the useful life,
- Alternatively, an estimate of renewal lifecycle costs is projected from external condition modelling systems (such as Pavement Management Systems) and may be supplemented with, or based on, expert knowledge.

The CWMS Asset Register was used to forecast the renewal life cycle costs for this AMP.

1.8 Monitoring and Improvement Program

The next steps resulting from this AMP to improve asset management practices are:

- Continual review of Asset Register
- Development of agreed Levels of Service in consultation with the community
- Increased definition of performance standards through customer engagement to assess expectations
- Improvement to Risk identification and management
- Develop 3-5 Year Capital Renewal Program
- Continual collection and review of condition data

2.0 Introduction

2.1 Background

This AMP communicates the requirements for the sustainable delivery of services through management of assets, compliance with regulatory requirements, and required funding to provide the appropriate levels of service over the long term planning period.

The AMP is to be read with the Council planning documents. This should include the Asset Management Policy and Asset Management Strategy, where developed, along with other key planning documents:

- Yorke Peninsula Council Strategic Management Plan 2021-2025
- Yorke Peninsula Council Long Term Financial Plan 2021-2030
- Yorke Peninsula Council Annual Business Plan and Budget
- Yorke Peninsula Council CWMS Infrastructure Asset Valuation and Methodology 1 July 2019

The infrastructure assets covered by this AMP include pipes, maintenance holes, inspection points, pumping stations and wastewater treatment plants. For a detailed summary of the assets covered in this AMP refer to Table in Section 5.

These assets are used to provide CWMS services to the community.

The infrastructure assets included in this plan have a total replacement value of insert \$28,073,234.

Key stakeholders in the preparation and implementation of this AMP are shown in Table 2.1.

Table 2.1: Key Stakeholders in the AMP

Key Stakeholder	Role in Asset Management Plan
Community	The main stakeholders in the AMP and the key beneficiaries of the service are the community. It is the community who contribute funding through payment of rates and communicate their satisfaction (or otherwise) with services through contact with Council.
Councillors	Represent needs of community.
	Allocate resources to meet planning objectives in providing services while managing risks.
	Ensure service sustainable.
Corporate Management Team	Endorse the development of AMPs and provide resources required to complete this task. Set high level priorities for asset management development in Council and raise the awareness of this function among Council staff and contractors. Support the implementation of actions resulting from this plan and be prepared to make changes to a better way of managing assets and delivering services. Support for an asset management driven budget and LTFP.
Staff	Manage the infrastructure with resources provided by Council within the allocated budget.

2.2 Goals and Objectives of Asset Ownership

Our goal in managing infrastructure assets is to meet the defined level of service (as amended from time to time) in the most cost effective manner for present and future consumers. The key elements of infrastructure asset management are:

- Providing a defined level of service and monitoring performance,
- Managing the impact of growth through demand management and infrastructure investment,
- Taking a lifecycle approach to developing cost-effective management strategies for the long-term that meet the defined level of service,
- Identifying, assessing and appropriately controlling risks, and
- Linking to a LTFP which identifies required, affordable forecast costs and how it will be allocated.

Key elements of the planning framework are

- Levels of service – specifies the services and levels of service to be provided,
- Future demand – how this will impact on future service delivery and how this is to be met,
- Lifecycle management – how to manage its existing and future assets to provide defined levels of service,
- Financial summary – what funds are required to provide the defined services,
- Asset management practices – how we manage provision of the services,
- Monitoring – how the plan will be monitored to ensure objectives are met,
- Asset management improvement plan – how we increase asset management maturity.

Other references to the benefits, fundamentals principles and objectives of asset management are:

- International Infrastructure Management Manual 2015 ¹
- ISO 55000²

¹ Based on IPWEA 2015 IIMM, Sec 2.1.3, p 2 | 13

² ISO 55000 Overview, principles and terminology

3.0 LEVELS OF SERVICE

3.1 Customer Research and Expectations

The Council has not carried out any structured research on customer expectations. This will be investigated for future updates of the AMP.

3.2 Strategic and Corporate Goals

This AMP is prepared under the direction of the Council vision, mission, goals and objectives.

Our vision is:

“Prosperous, diverse and uniquely spectacular - Yorke Peninsula”

Our mission is:

- We will foster a climate where Yorke Peninsula can thrive as a prosperous network of multi-generational communities.
- We will deliver services that enhances the Peninsula’s reputation as a vibrant, easily accessible coastal and food production region.
- We will celebrate and protect our unique and pristine environment.
- We will continue to support our diversity of sustainable industries and lifestyles.

Strategic goals have been set by the Council. The relevant goals and objectives and how these are addressed in this AMP are summarised in Table 3.2.

Table 3.2: Goals and how these are addressed in this Plan

Goal	Objective	How Goal and Objectives are addressed in the AMP
Community Connected through Infrastructure	Develop and deliver on Asset Management Plans for all asset classes	CWMS AMP developed and adopted by Council
	Explore provision of new infrastructure.	New infrastructure provided as required
Valued and Restored Environment	Deliver projects and services that have direct environmental benefits	Reduce Council’s water and electricity consumption
Responsible Governance and Leadership	Openness and transparency of reporting Council’s performance	Asset renewal funding ratio
	Effective leadership and informed decision making	Net financial liabilities ratio
	Meet all legislative requirements and compliance with Council’s internal controls	

3.3 Legislative Requirements

There are many legislative requirements relating to the management of assets. Legislative requirements that impact the delivery of the CWMS service are outlined in Table 3.3.

Table 3.3: Legislative Requirements

Legislation	Requirement
Local Government Act	Sets out role, purpose, responsibilities and powers of local governments including the preparation of a long term financial plan supported by asset management plans for sustainable service delivery.
SA Public Health Act and Regulations	Promote and to provide for the protection of the health of the public of South Australia and to reduce the incidence of preventable illness, injury and disability.
Environment Protection Act and Regulations	Provides for the protection of the environment.
Water Industry Act and Regulations	To facilitate planning in connection with water demand and supply.
Work Health and Safety Act and Regulations	To provide for the health, safety and welfare of persons at work.
Office of the Technical Regulator	Monitors compliance with legislation and applicable technical standards in the electricity, gas and water industries.

3.4 Customer Values

Service levels are defined in three ways:

- customer values
- customer levels of service
- technical levels of service

Customer Values indicate:

- what aspects of the service is important to the customer?
- whether they see value in what is currently provided and
- the likely trend over time based on the current budget provision

Table 3.4: Customer Values

Service Objective:			
Customer Values	Customer Satisfaction Measure	Current Feedback	Expected Trend Based on Planned Budget
CWMS enables the extraction, treatment and disposal of wastewater in accordance with industry standards	Customer Requests and Community Feedback	Moderate number of Customer Requests and Community Feedback	Not anticipated to change

3.5 Customer Levels of Service

The Customer Levels of Service are considered in terms of:

Quality How good is the service ... what is the condition or quality of the service?

Function Is it suitable for its intended purpose Is it the right service?

Capacity/Use Is the service over or under used ... do we need more or less of these assets?

In Table 3.5 under each of the service measures types (Quality, Function, Capacity/Use) there is a summary of the performance measure being used, the current performance, and the expected performance based on the current funding level.

These are measures of fact related to the service delivery outcome e.g. number of occasions when service is not available, condition %'s of Very Poor, Poor/Average/Good, Very Good and provide a balance in comparison to the customer perception that may be more subjective.

Table 3.5: Customer Level of Service Measures

Type of Measure	Level of Service	Performance Measure	Current Performance	Expected Trend Based on Planned Budget
Quality / Condition	Provide an efficient method of collection and disposal of community wastewater	Customer feedback and community satisfaction	Monitored through Customer Service Requests, correspondence, etc. <50	Not anticipated to change
	Confidence levels		High	High
Function	CWMS network is appropriately maintained	Customer feedback and community satisfaction	Monitored through Customer Service Requests, correspondence, etc. <50	Not anticipated to change
	Meets relevant legislative requirements.	Complies with legislative requirements	Complies with legislative requirements	
	Confidence levels		High	High
Capacity	CWMS network has the capacity to accept current and projected flow rates for each township	New developments can connect to the CWMS network.	Less than 30 new connections per year in total for all schemes. Each scheme has capacity for new connections.	Not anticipated to change
	Confidence levels		High	High

3.6 Technical Levels of Service

Technical Levels of Service – To deliver the customer values, and impact the achieved Customer Levels of Service, are operational or technical measures of performance. These technical measures relate to the activities and allocation of resources to best achieve the desired customer outcomes and demonstrate effective performance.

Technical service measures are linked to the activities and annual budgets covering:

- **Acquisition** – the activities to provide a higher level of service (e.g. replacing a pipeline with a larger size) or a new service that did not exist previously (e.g. a new pump station).

- **Operation** – the regular activities to provide services (e.g. pipe cleaning).
- **Maintenance** – the activities necessary to retain an asset as near as practicable to an appropriate service condition. Maintenance activities enable an asset to provide service for its planned life (e.g. pipe repairs).
- **Renewal** – the activities that return the service capability of an asset up to that which it had originally provided (e.g. pipeline or treatment plant component replacement).

Departmental staff plan, implement and control technical service levels to influence the service outcomes.³

Table 3.6 shows the activities expected to be provided under the current Planned Budget allocation, and the Forecast activity requirements being recommended in this AMP.

Table 3.6: Technical Levels of Service

Lifecycle Activity	Purpose of Activity	Activity Measure	Current Performance*	Recommended Performance **
TECHNICAL LEVELS OF SERVICE				
Acquisition	Upgrade of CWMS assets are identified through inspection, community consultation, design and new technology	Identified assets to be upgraded are included in annual budget discussion and budget	Planned upgrade work is undertaken as per current upgrade program and budget	Developed program for upgrade of CWMS assets
		Budget	<i>Budget – Current (reviewed annually)</i>	<i>Budget – Current (reviewed annually)</i>
Operation	CWMS network meets user requirements	Regular condition and defect surveys	Annual condition and defect inspection of 2% of CWMS pipe network. Regular condition and defect inspections of WWTP by staff	Current Performance
		Septic Tank Desludging	Annual septic tank desludging program.	
		Budget	<i>Budget – Current (reviewed annually)</i>	<i>Budget – Current (reviewed annually)</i>
Maintenance	CWMS network is well maintained and meets customer and legislative requirements	Regular maintenance program and Customer Service Requests completed in a reasonable time frame.	Planned maintenance is undertaken as and where required Customer Service Requests are actioned in a time frame determined by their priority	Current Performance
		Budget	<i>Budget – Current (reviewed annually)</i>	<i>Budget – Current (reviewed annually)</i>

³ IPWEA, 2015, IIMM, p 2 | 28.

Lifecycle Activity	Purpose of Activity	Activity Measure	Current Performance*	Recommended Performance **
Renewal	Renewal of CWMS assets as required and at the optimum time frame.	Assets renewed as per current renewal program and budget	Renewal work is planned and budgeted annually Not all assets identified for renewal are renewed	Developed asset renewal program Established Renewal Priority Ranking Criteria
		Budget	<i>Budget – Current (reviewed annually)</i>	<i>Budget – Annual renewal programmed developed from AMP</i>
Disposal	Disposal of assets no longer required	As identified by staff or from community request	As identified by staff or from community request	As identified by staff or from community request
		Budget	<i>Budget – identified during annual budget process</i>	<i>Budget – identified during annual budget process</i>

Note: * Current activities related to Planned Budget.

** Forecast required performance related to forecast lifecycle costs.

It is important to monitor the service levels provided regularly as these will change. The current performance is influenced by work efficiencies and technology, and customer priorities will change over time.

4.0 FUTURE DEMAND

4.1 Demand Drivers

Drivers affecting demand include things such as population change, regulations, changes in demographics, seasonal factors, consumer preferences and expectations, technological changes, economic factors, agricultural practices, environmental awareness, etc.

4.2 Demand Forecasts

The present position and projections for demand drivers that may impact future service delivery and use of assets have been identified and documented.

4.3 Demand Impact and Demand Management Plan

The impact of demand drivers that may affect future service delivery and use of assets are shown in Table 4.3.

Demand for new services will be managed through a combination of managing existing assets, upgrading of existing assets and providing new assets to meet demand and demand management. Demand management practices can include non-asset solutions, insuring against risks and managing failures.

Opportunities identified to date for demand management are shown in Table 4.3. Further opportunities will be developed in future revisions of this AMP.

Table 4.3: Demand Management Plan

Demand driver	Current position	Projection	Impact on services	Demand Management Plan
New Assets to address identified substandard areas	Address known problem areas as resources become available	Additional funding required to upgrade assets	Impact on existing collection, transfer, treatment and storage infrastructure	Planning, priority and budget considerations for upgrade and maintenance of the CWMS network
New Development / Connections	Growth through new houses and small land division connections	Expected to continue	Impact on existing collection, transfer, treatment and storage infrastructure	Planning, priority and budget considerations for upgrade and maintenance of treatment plants
Tourism	Increased demand on some coastal township services during peak holiday periods	Expected to continue	Impact on existing collection, transfer, treatment and storage infrastructure	Planning, priority and budget considerations for upgrade and maintenance of treatment plants
Regulatory changes to CWMS standards and guidelines	Regulatory standards are managed by the Infrastructure Manager	Additional operational and reporting requirements	Additional operational and reporting costs	Costs to be monitored and considered during annual budget planning process

4.4 Asset Programs to meet Demand

The new assets required to meet demand may be acquired, donated or constructed. Additional assets are discussed in Section 5.4.

Acquiring new assets will commit the Council to ongoing operations, maintenance and renewal costs for the period that the service provided from the assets is required. These future costs are identified and considered in

developing forecasts of future operations, maintenance and renewal costs for inclusion in the LTFP (Refer to Section 5).

4.5 Climate Change and Adaption

The impacts of climate change can have a significant impact on the assets we manage and the services they provide. In the context of the Asset Management Planning process climate change can be considered as both a future demand and a risk.

How climate change will impact on assets can vary significantly depending on the location and the type of services provided, as will the way in which we respond and manage those impacts.

As a minimum we should consider both how to manage our existing assets given the potential climate change impacts, and then also how to create resilience to climate change in any new works or acquisitions.

Additionally, the way in which we construct new assets should recognise that there is opportunity to build in resilience to climate change impacts. Buildings resilience will have benefits:

- Assets will withstand the impacts of climate change
- Services can be sustained
- Assets that can endure may potentially lower the lifecycle cost and reduce their carbon footprint

The impact of climate change on assets is a new and complex discussion and further opportunities will be developed in future revisions of this AMP.

5.0 LIFECYCLE MANAGEMENT PLAN

The lifecycle management plan details how the Council plans to manage and operate the assets at the agreed levels of service (Refer to Section 3) while managing life cycle costs.

5.1 Background Data

5.1.1 Physical parameters

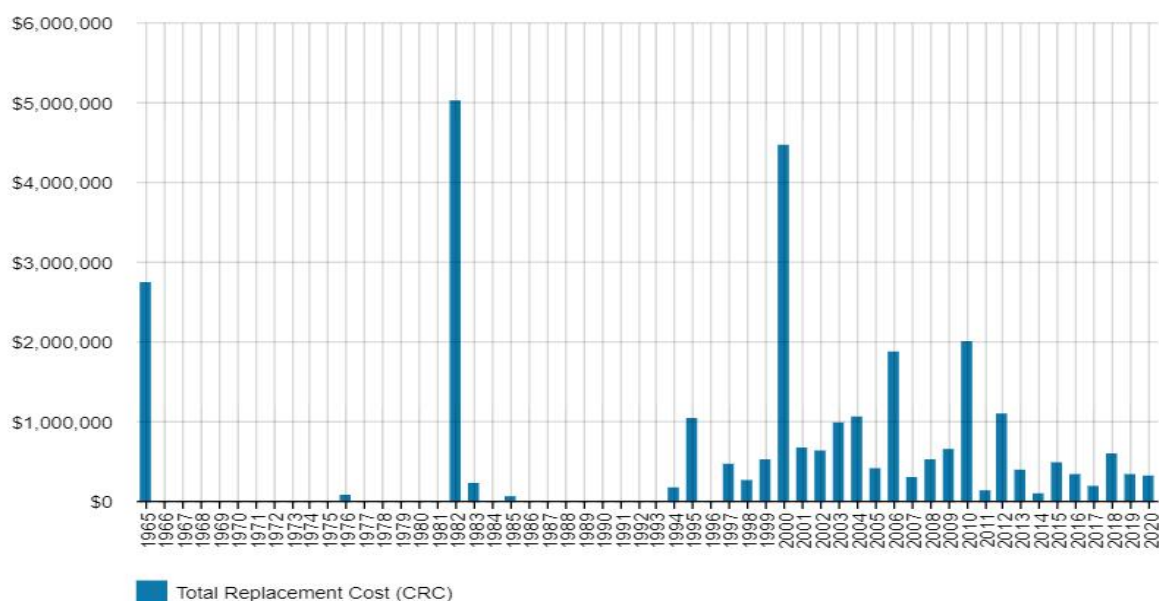
The assets covered by this AMP are shown in Table 5.1.1.

The age profile of the assets included in this AMP are shown in Figure 5.1.1.

Table 5.1.1: Assets covered by this Plan

Asset Category	Dimension	Replacement Value
Nodes	Air Valve (4) Flushing Point (923) House Connection (2479) Inspection Point (67) Isolation Valve (2) Maintenance Hole (201) Maintenance Shaft (21) Oblique Junction (24) Valve Box (1)	\$ 3,069,956
Pipes	Gravity Main (63595m) House Connection (11975m) Rising Main (33360)	\$15,866,353
Pumping Stations	42	\$ 4,066,822
Wastewater Treatment Plant & Storage	17	\$ 5,070,103
TOTAL		\$28,073,234

Figure 5.1.1: Asset Age Profile



All figure values are shown in current day dollars.

5.1.2 Asset capacity and performance

Assets are generally provided to meet design standards where these are available. However, there is insufficient resources to address all known deficiencies. Locations where deficiencies in service performance are known are detailed in Table 5.1.2.

Table 5.1.2: Known Service Performance Deficiencies

Location	Service Deficiency
Maitland CWMS	VC pipework –areas of the network affected by ground movement and tree roots. Utilise CCTV Survey to develop strategy to address issues.
Ardrossan, Maitland and Tiddy Widdy Beach CWMS	Inspection Points – many inspection points are not accessible. Review CCTV Survey to identify locations and develop strategy to address issues.
Various CWMS Wastewater Treatment Plants	Not meeting water quality standards on a regular basis. Review new technology to improve treatment of wastewater.

The above service deficiencies were identified from inspections, maintenance records, staff knowledge and customer feedback.

5.1.3 Asset condition

Condition of CWMS assets is monitored by Council staff but a full condition profile has not yet been developed for the entire CWMS network. Council currently undertake an annual condition and defect inspection of approximately 2% of the network and this will be used to develop a condition profile in a future version of this plan.

Condition is measured using a 1 – 5 grading system⁴ as detailed in Table 5.1.3. It is important that consistent condition grades be used in reporting various assets across an organisation. This supports effective communication. At the detailed level assets may be measured utilising different condition scales, however, for reporting in the AMP they are all translated to the 1 – 5 grading scale.

Table 5.1.3: Simple Condition Grading Model

Condition Grading	Description of Condition
1	Very Good: only planned maintenance required
2	Good: minor maintenance required plus planned maintenance
3	Fair: significant maintenance required
4	Poor: significant renewal/rehabilitation required
5	Very Poor: physically unsound and/or beyond rehabilitation

5.2 Operations and Maintenance Plan

Operations include regular activities to provide services. Examples of typical operational activities include cleaning, street sweeping, asset inspection, and utility costs.

Maintenance includes all actions necessary for retaining an asset as near as practicable to an appropriate service condition including regular ongoing day-to-day work necessary to keep assets operating. Examples of typical maintenance activities include pipe repairs, asphalt patching, and equipment repairs.

The trend in operations/maintenance budgets are shown in Table 5.2.1.

⁴ IPWEA, 2015, IIMM, Sec 2.5.4, p 2|80.

Table 5.2.1: Operations/Maintenance Budget Trends

Year	Total Operations/Maintenance Budget \$ *
2018/19	\$859,000
2019/20	\$770,000
2020/21	\$793,000
2021/22	\$807,000

Note * 2021/22 Estimated budget (average of previous 3 years)

Operations and Maintenance budget levels are considered to be adequate to meet projected service levels, which may be less than or equal to current service levels. Where maintenance budget allocations are such that they will result in a lesser level of service, the service consequences and service risks have been identified and are highlighted in this AMP and service risks considered in the Infrastructure Risk Management Plan.

Assessment and priority of reactive maintenance is undertaken by staff using experience and judgement.

Asset hierarchy

An asset hierarchy provides a framework for structuring data in an information system to assist in collection of data, reporting information and making decisions. The hierarchy includes the asset class and component used for asset planning and financial reporting and service level hierarchy used for service planning and delivery.

The service hierarchy is shown in Table 5.2.2.

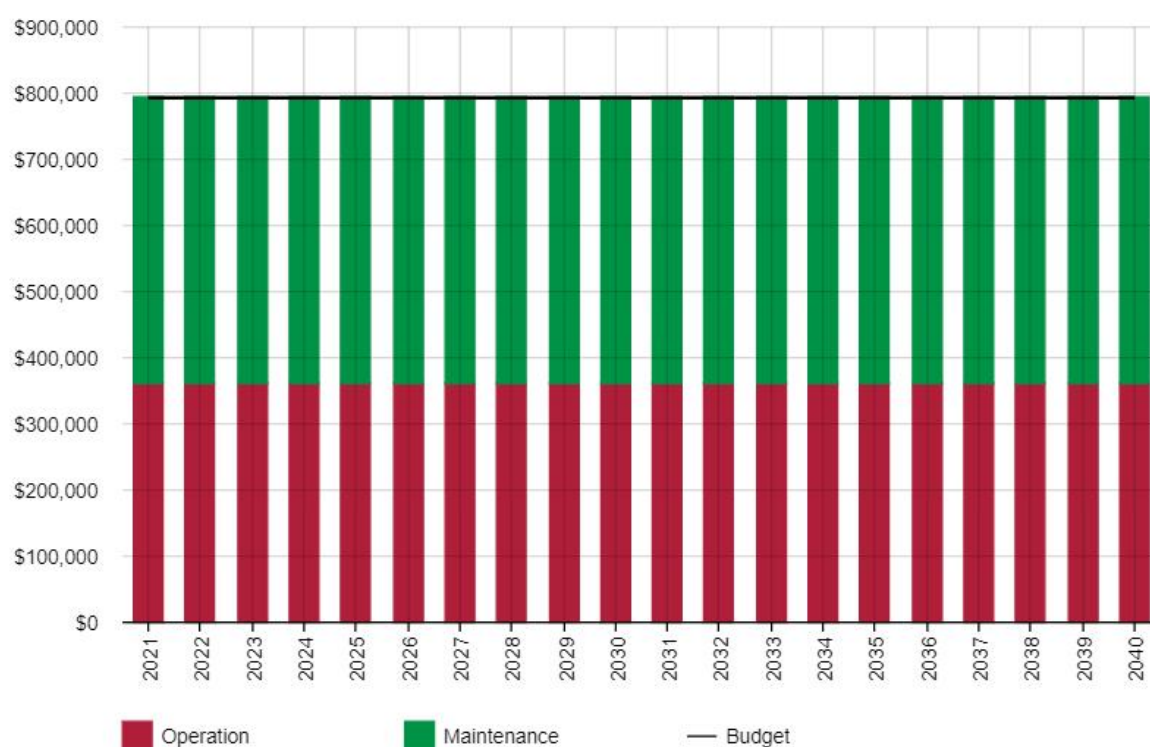
Table 5.2.2: Asset Service Hierarchy

Service Hierarchy	Service Level Objective
Nodes	Conveyance of effluent from source to treatment and disposal locations
Pipes	Conveyance of effluent from source to treatment and disposal locations
Pump Stations	Conveyance of effluent from source to treatment and disposal locations
Wastewater Treatment Plants and Storage	Treatment of effluent to a standard suitable for disposal in compliance with regulatory standards

Summary of forecast operations and maintenance costs

Forecast operations and maintenance costs are expected to vary in relation to the total value of the asset stock. If additional assets are acquired, the future operations and maintenance costs are forecast to increase. If assets are disposed of the forecast operation and maintenance costs are expected to decrease. Figure 5.2 shows the forecast operations and maintenance costs relative to the proposed operations and maintenance Planned Budget.

Figure 5.2: Operations and Maintenance Summary



All figure values are shown in current day dollars.

It is anticipated that the operations and maintenance costs will remain constant over the forecast period, with these costs increasing if new assets are constructed or gifted to the Council. The introduction of some new assets, such as a maintenance shaft to the Maitland CWMS network, will assist with operation and maintenance practices.

5.3 Renewal Plan

Renewal is major capital work which does not significantly alter the original service provided by the asset, but restores, rehabilitates, replaces or renews an existing asset to its original service potential. Work over and above restoring an asset to original service potential is considered to be an acquisition resulting in additional future operations and maintenance costs.

Assets requiring renewal are identified from one of two approaches in the Lifecycle Model.

The first method uses Asset Register data to project the renewal costs (current replacement cost) and renewal timing (acquisition year plus updated useful life to determine the renewal year), or

The second method uses an alternative approach to estimate the timing and cost of forecast renewal work (i.e. condition modelling system, staff judgement, average network renewals, or other).

The typical useful lives of assets used to develop projected asset renewal forecasts are shown in Table 5.3. Asset useful lives were last reviewed on 1 July 2019.⁵

⁵ Yorke Peninsula Council CWMS Infrastructure Asset Valuation and Methodology 1 July 2019

Table 5.3: Useful Lives of Assets

Asset (Sub)Category	Useful life
Nodes	20 to 70 years
Pipes	50 to 80 years
Pumping Stations	10 to 60 years
Wastewater Treatment Plants and Storage	10 to 50 years

The estimates for renewals in this AMP were based on the asset register.

5.3.1 Renewal ranking criteria

Asset renewal is typically undertaken to either:

- Ensure the reliability of the existing infrastructure to deliver the service it was constructed to facilitate (e.g. replacing a bridge that has a 5 t load limit), or
- To ensure the infrastructure is of sufficient quality to meet the service requirements (e.g. condition of a playground).⁶

It is possible to prioritise renewals by identifying assets or asset groups that:

- Have a high consequence of failure,
- Have high use and subsequent impact on users would be significant,
- Have higher than expected operational or maintenance costs, and
- Have potential to reduce life cycle costs by replacement with a modern equivalent asset that would provide the equivalent service.⁷

The ranking criteria, used as a guide, to assist Council determine priority of identified renewal and replacement proposals is detailed in Table 5.3.1.

Table 5.3.1: Renewal Priority Ranking Criteria

Criteria
Blockages / Breakages
Condition
Available Budget
Risk
WWTP Water Quality Standard

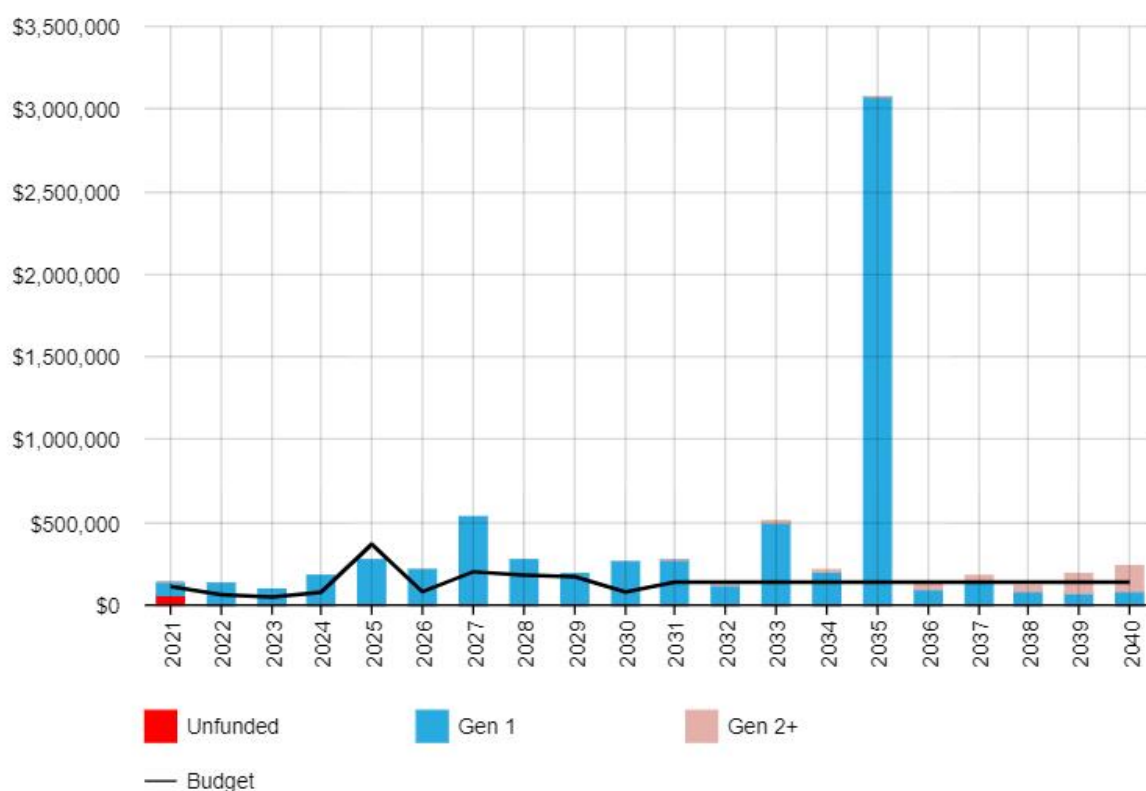
⁶ IPWEA, 2015, IIMM, Sec 3.4.4, p 3|91.

⁷ Based on IPWEA, 2015, IIMM, Sec 3.4.5, p 3|97.

5.4 Summary of future renewal costs

Forecast renewal costs are projected to increase over time if the asset stock increases. The forecast costs associated with renewals are shown relative to the proposed renewal budget in Figure 5.4.1. A detailed summary of the forecast renewal costs is shown in Appendix D.

Figure 5.4.1: Forecast Renewal Costs



All figure values are shown in current day dollars.

The forecast for renewal requirements is higher than the current proposed budget allocation in the LTFP.

5.5 Acquisition Plan

Acquisition reflects are new assets that did not previously exist or works which will upgrade or improve an existing asset beyond its existing capacity. They may result from growth, demand, social or environmental needs. Assets may also be donated to the Council.

5.5.1 Selection criteria

Proposed upgrade of existing assets, and new assets, are identified from various sources such as community requests, proposals identified by strategic plans or partnerships with others. Potential upgrade and new works should be reviewed to verify that they are essential to the Entities needs. Proposed upgrade and new work analysis should also include the development of a preliminary renewal estimate to ensure that the services are sustainable over the longer term. Verified proposals can then be ranked by priority and available funds and scheduled in future works programmes. The ranking criteria, used as a guide, to assist Council determine priority of identified acquisition/upgrade proposals is detailed in Table 5.5.1.

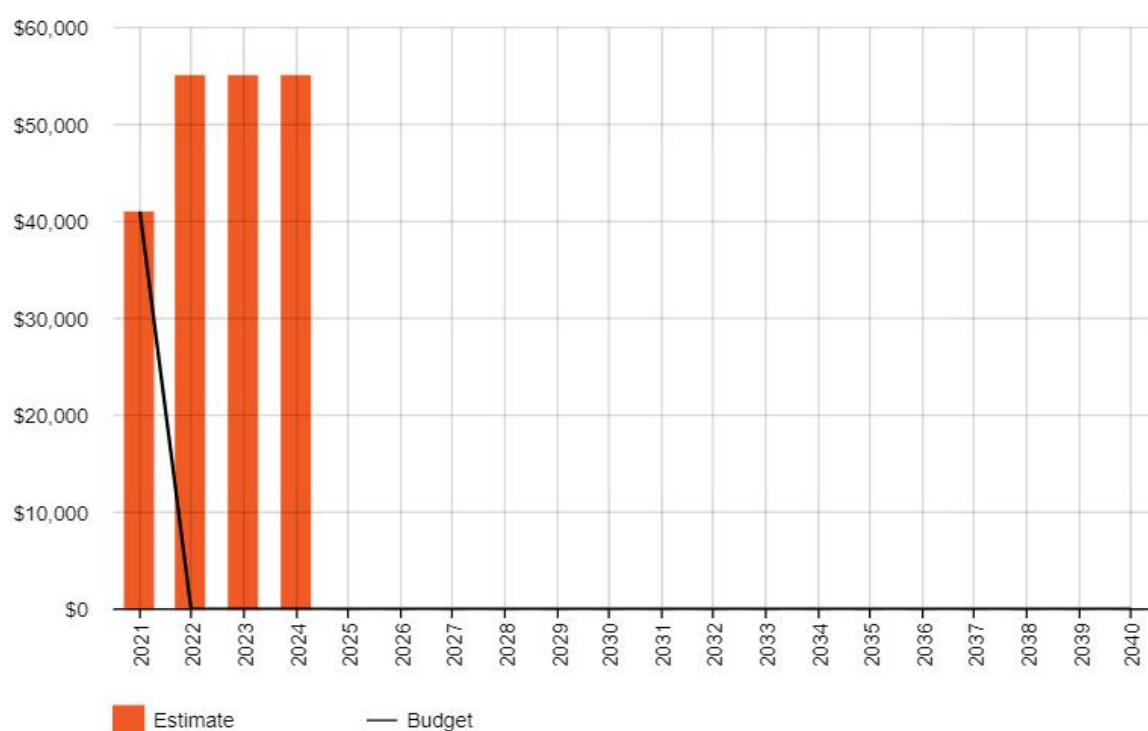
Table 5.5.1: Acquired Assets Priority Ranking Criteria Guide

Criteria
Cost benefit analysis
Service Deficiency
Environmental
Usage
Customer Service Requests
Available Budget
Servicing Land Management Agreements

Summary of future asset acquisition costs

Forecast acquisition asset costs are summarised in Figure 5.5.1 and shown relative to the proposed acquisition budget. The forecast acquisition capital works program is shown in Appendix A.

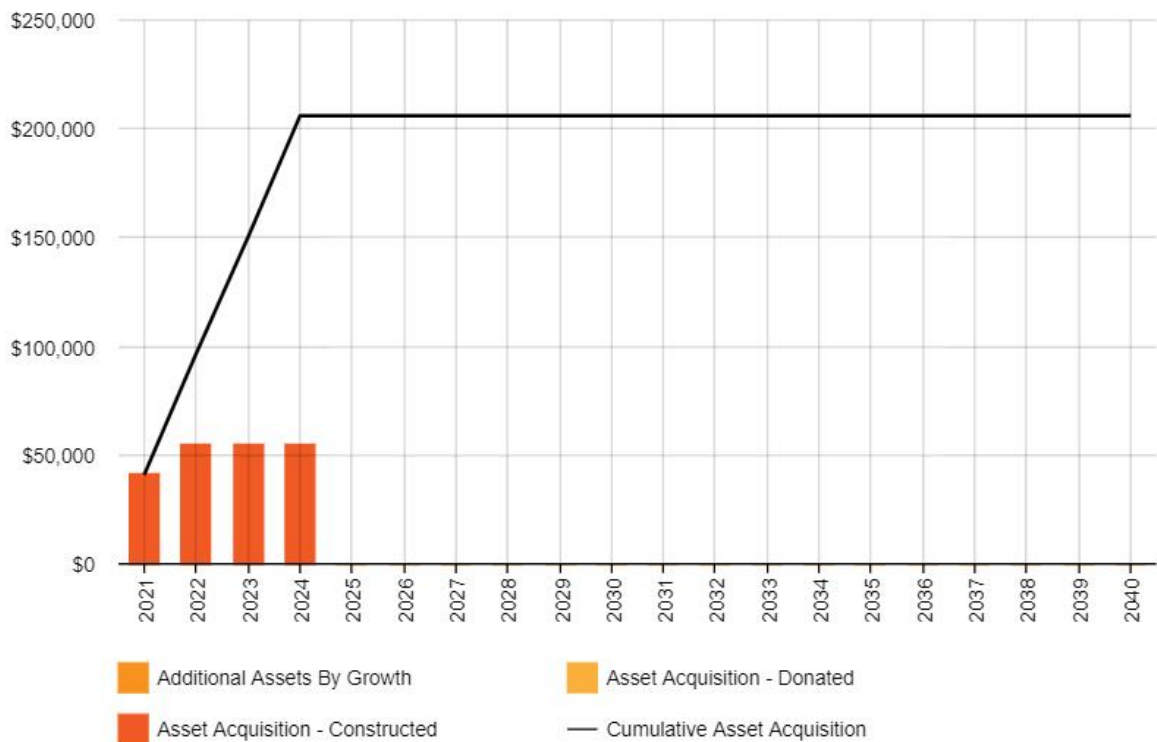
Figure 5.5.1: Acquisition (Constructed) Summary



All figure values are shown in current day dollars.

When Council commits to new assets, they must be prepared to fund future operations, maintenance and renewal costs. They must also account for future depreciation when reviewing long term sustainability. When reviewing the long-term impacts of asset acquisition, it is useful to consider the cumulative value of the acquired assets being taken on by the Council. The cumulative value of all acquisition work, including assets that are constructed and contributed shown in Figure 5.5.2.

Figure 5.5.2: Acquisition Summary



All figure values are shown in current dollars.

Expenditure on new assets and services in the capital works program will be accommodated in the LTFP, but only to the extent that there is available funding.

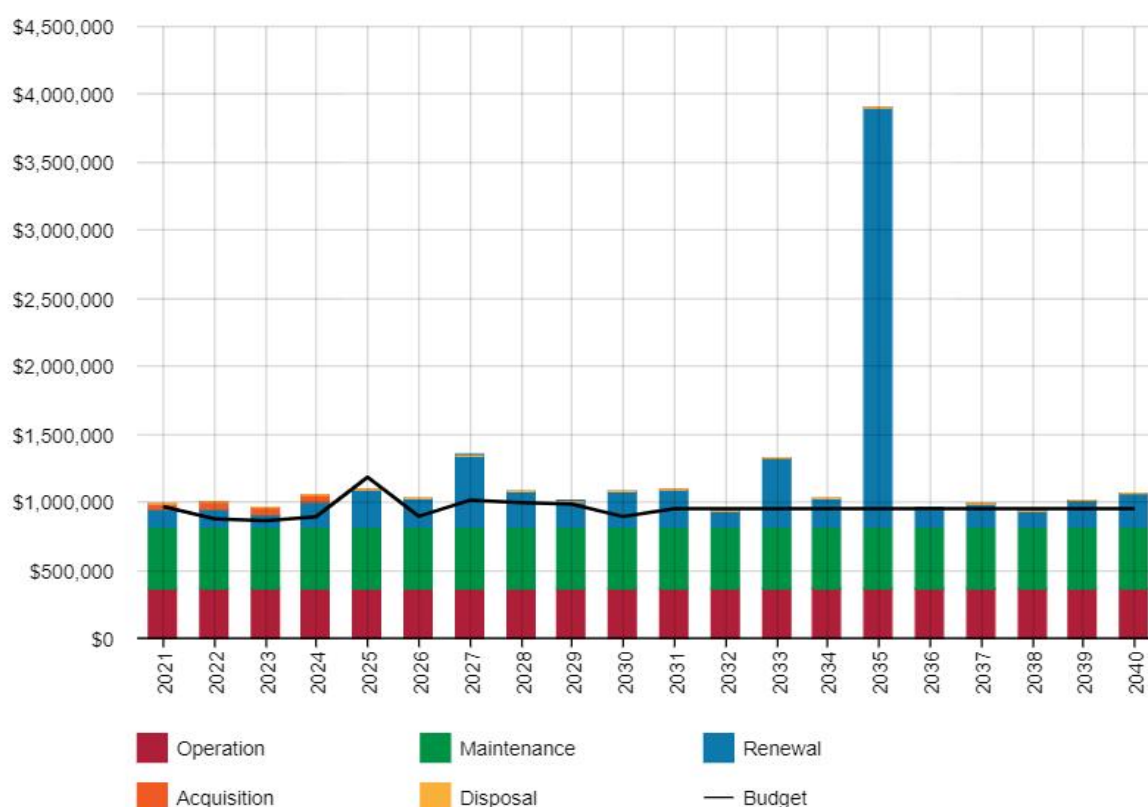
Newly identified upgrade/new projects will be presented to Council for consideration during the budget process each year. It has been determined that various Pump Stations will need to be upgraded with new valve chambers and flow meters, while also the installation of new Maintenance Shafts will be required in various locations to assist with the general maintenance of the drainage network.

Summary of asset forecast costs

The financial projections from this asset plan are shown in Figure 5.5.3. These projections include forecast costs for acquisition, operation, maintenance, renewal, and disposal. These forecast costs are shown relative to the proposed budget.

The bars in the graphs represent the forecast costs needed to minimise the life cycle costs associated with the service provision. The proposed budget line indicates the estimate of available funding. The gap between the forecast work and the proposed budget is the basis of the discussion on achieving balance between costs, levels of service and risk to achieve the best value outcome.

Figure 5.5.3: Lifecycle Summary



All figure values are shown in current day dollars.

The current planned budget is not sufficient to replace all assets that are due for renewal and consideration should be taken during annual budget deliberations and review of the LTFP to accommodate additional funding to address this shortfall.

5.6 Disposal Plan

Disposal includes any activity associated with the disposal of a decommissioned asset including sale, demolition or relocation. Assets identified for possible decommissioning and disposal are shown in Table 5.6. A summary of the disposal costs and estimated reductions in annual operations and maintenance of disposing of the assets are also outlined in Table 5.6. Any costs or revenue gained from asset disposals is included in the LTFP.

Table 5.6: Assets Identified for Disposal

Asset	Reason for Disposal	Timing	Disposal Costs	Operations & Maintenance Annual Savings
Point Turton WWTP No 1	There are currently two WWTP in the township. It is recommended that WWTP No 2 be upgraded to cater for full township and that WWTP No 1 be decommissioned.	Future budget once fully costed	Not costed	Not costed

6.0 RISK MANAGEMENT PLANNING

The purpose of infrastructure risk management is to document the findings and recommendations resulting from the periodic identification, assessment and treatment of risks associated with providing services from infrastructure, using the fundamentals of International Standard ISO 31000:2018 Risk management – Principles and guidelines.

Risk Management is defined in ISO 31000:2018 as: ‘coordinated activities to direct and control with regard to risk’⁸.

An assessment of risks⁹ associated with service delivery will identify risks that will result in loss or reduction in service, personal injury, environmental impacts, a ‘financial shock’, reputational impacts, or other consequences. The risk assessment process identifies credible risks, the likelihood of the risk event occurring, and the consequences should the event occur. The risk assessment should also include the development of a risk rating, evaluation of the risks and development of a risk treatment plan for those risks that are deemed to be non-acceptable.

6.1 Critical Assets

Critical assets are defined as those which have a high consequence of failure causing significant loss or reduction of service. Critical assets have been identified and along with their typical failure mode, and the impact on service delivery, are summarised in Table 6.1. Failure modes may include physical failure, collapse or essential service interruption.

Table 6.1 Critical Assets

Critical Asset(s)	Failure Mode	Impact
Pumps	Failure to start	Overflow which could cause environmental or public health risk
Treatment Equipment	Failure to treat effluent as required	Public health risk
Pipes	Pipe Blockages / Break	Overflow which could cause environmental or public health risk

By identifying critical assets and failure modes an organisation can ensure that investigative activities, condition inspection programs, maintenance and capital expenditure plans are targeted at critical assets.

6.2 Risk Assessment

The risk management process used is shown in Figure 6.2 below.

It is an analysis and problem-solving technique designed to provide a logical process for the selection of treatment plans and management actions to protect the community against unacceptable risks.

The process is based on the fundamentals of International Standard ISO 31000:2018.

⁸ ISO 31000:2009, p 2

⁹ Yorke Peninsula Council Strategic Management Plan 2021-2025, PO091 Risk Management Policy, Strategic Risk Register & Organisational Risk Register

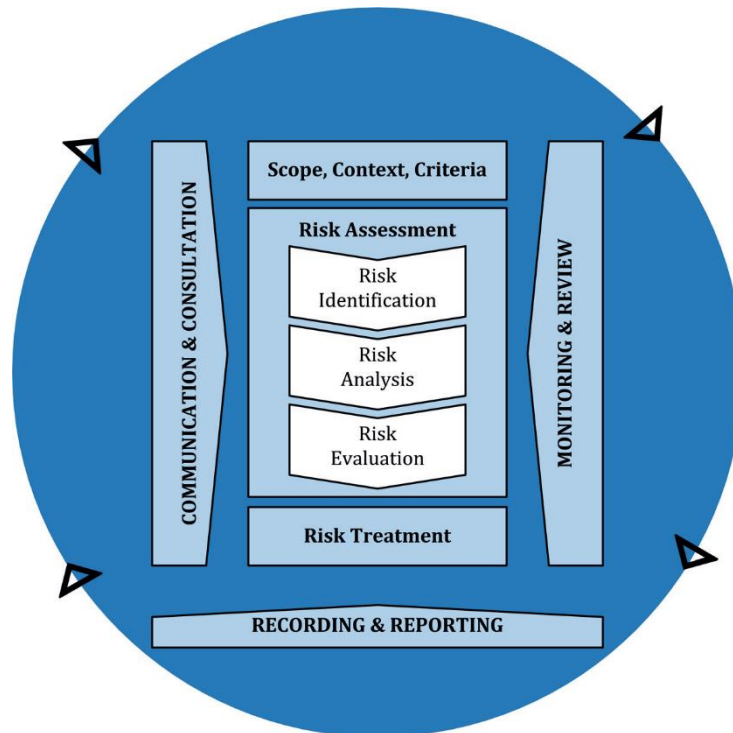


Fig 6.2 Risk Management Process – Abridged
Source: ISO 31000:2018, Figure 1, p9

The risk assessment process identifies credible risks, the likelihood of the risk event occurring, the consequences should the event occur, development of a risk rating, evaluation of the risk and development of a risk treatment plan for non-acceptable risks.

An assessment of risks¹⁰ associated with service delivery will identify risks that will result in loss or reduction in service, personal injury, environmental impacts, a 'financial shock', reputational impacts, or other consequences.

Critical risks are those assessed with 'Very High' (requiring immediate corrective action) and 'High' (requiring corrective action) risk ratings identified in the Infrastructure Risk Management Plan. The residual risk and treatment costs of implementing the selected treatment plan is shown in Table 6.2. It is essential that these critical risks and costs are reported to management and the Council.

¹⁰ Risks and Treatment have been identified but not assessed, this will be undertaken as part of Council's Risk Management program

Table 6.2: Risks and Treatment Plans¹⁰

Service or Asset at Risk	What can Happen	Risk Rating (VH, H)	Risk Treatment Plan	Residual Risk *	Treatment Costs
Pump Failure	Effluent flowing into streets and property		Telemetry monitoring of systems. Backup pumps available. Staff on call.		Current Budget
Pipe Blockage / Break	Effluent flowing into streets and property		CCTV data collection to identify problem areas. CSR system.		Current Budget
External Party Damage to Pipes	External Party digging through pipes.		DBYD Member. SF039 Application to Carry Out Work on Councils Roads or Footpaths		Current Budget
Long Term Power Failure	Power Blackout		Purchase of portable generators to run Pump Stations and Treatment Plant		Future Budget Considerations

Note * The residual risk is the risk remaining after the selected risk treatment plan is implemented.

6.3 Infrastructure Resilience Approach

The resilience of our critical infrastructure is vital to the ongoing provision of services to customers. To adapt to changing conditions we need to understand our capacity to 'withstand a given level of stress or demand', and to respond to possible disruptions to ensure continuity of service.

Resilience is built on aspects such as response and recovery planning, financial capacity, climate change and crisis leadership.

We do not currently measure our resilience in service delivery. This will be included in future iterations of the AMP.

6.4 Service and Risk Trade-Offs

The decisions made in adopting this AMP are based on the objective to achieve the optimum benefits from the available resources.

6.4.1 What we cannot do

There are some operations and maintenance activities and capital projects that are unable to be undertaken within the next 10 years. These include:

- Upgrade all CWMS assets when required
- Inspect all CWMS drainage assets to ensure they are in working order

6.4.2 Service trade-off

If there is forecast work (operations, maintenance, renewal, acquisition or disposal) that cannot be undertaken due to available resources, then this will result in service consequences for users. These service consequences include:

- Not all assets will be renewed at the optimum time
- Deterioration of assets

6.4.3 Risk trade-off

The operations and maintenance activities and capital projects that cannot be undertaken may sustain or create risk consequences. These risk consequences include:

- Isolated pipe blockages and pump failure may occur

These actions and expenditures are considered and included in the forecast costs, and where developed, the Risk Management Plan.

7.0 FINANCIAL SUMMARY

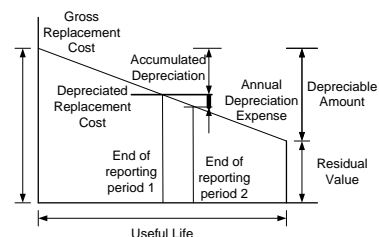
This section contains the financial requirements resulting from the information presented in the previous sections of this AMP. The financial projections will be improved as the discussion on desired levels of service and asset performance matures.

7.1 Financial Statements and Projections

7.1.1 Asset valuations

The best available estimate of the value of assets included in this AMP are shown below. The assets are valued at Current Replacement Cost (CRC) of an asset minus any accumulated depreciation and impairment losses:

Current (Gross) Replacement Cost	\$28,073,234
Depreciable Amount	\$28,073,234
Depreciated Replacement Cost ¹¹	\$17,459,895
Depreciation	\$582,479



7.1.2 Sustainability of service delivery

There are two key indicators of sustainable service delivery that are considered in the AMP for this service area. The two indicators are the:

- asset renewal funding ratio (proposed renewal budget for the next 10 years / forecast renewal costs for next 10 years), and
- medium term forecast costs/proposed budget (over 10 years of the planning period).

Asset Renewal Funding Ratio

Asset Renewal Funding Ratio¹² 61%

The Asset Renewal Funding Ratio is an important indicator and illustrates that over the next 10 years we expect to have 61% of the funds required for the optimal renewal of assets.

The forecast renewal work along with the proposed renewal budget, and the cumulative shortfall, is illustrated in Appendix D.

Medium term – 10 year financial planning period

This AMP identifies the forecast operations, maintenance and renewal costs required to provide an agreed level of service to the community over a 10 year period. This provides input into 10 year financial and funding plans aimed at providing the required services in a sustainable manner.

This forecast work can be compared to the proposed budget over the 10 year period to identify any funding shortfall.

The forecast operations, maintenance and renewal costs over the 10 year planning period is \$1,020,588 on average per year.

The proposed (budget) operations, maintenance and renewal funding is \$931,200 on average per year giving a 10 year funding shortfall of \$89,388 per year. This indicates that 91% of the forecast costs needed to provide the services documented in this AMP are accommodated in the proposed budget. This excludes acquired assets.

¹¹ Also reported as Written Down Value, Carrying or Net Book Value.

¹² AIFMM, 2015, Version 1.0, Financial Sustainability Indicator 3, Sec 2.6, p 9.

Providing sustainable services from infrastructure requires the management of service levels, risks, forecast outlays and financing to achieve a financial indicator of approximately 1.0 for the first years of the AMP and ideally over the 10 year life of the LTFP.

7.1.3 Forecast Costs (outlays) for the long-term financial plan

Table 7.1.3 shows the forecast costs (outlays) for the 10 year LTFP.

Forecast costs are shown in 2020/21 dollar values.

Table 7.1.3: Forecast Costs (Outlays) for the Long-Term Financial Plan

Year	Forecast Acquisition	Forecast Operation	Forecast Maintenance	Forecast Renewal	Forecast Disposal
2021	\$41,000	\$360,000	\$433,000	\$136,073	\$0
2022	\$55,000	\$360,000	\$433,000	\$128,361	\$0
2023	\$55,000	\$360,000	\$433,000	\$95,849	\$0
2024	\$55,000	\$360,000	\$433,000	\$183,167	\$0
2025	\$0	\$360,000	\$433,000	\$277,689	\$0
2026	\$0	\$360,000	\$433,000	\$212,373	\$0
2027	\$0	\$360,000	\$433,000	\$529,061	\$0
2028	\$0	\$360,000	\$433,000	\$266,252	\$0
2029	\$0	\$360,000	\$433,000	\$190,010	\$0
2030	\$0	\$360,000	\$433,000	\$257,049	\$0
2031	\$0	\$360,000	\$433,000	\$271,592	\$0
2032	\$0	\$360,000	\$433,000	\$117,930	\$0
2033	\$0	\$360,000	\$433,000	\$510,809	\$0
2034	\$0	\$360,000	\$433,000	\$212,556	\$0
2035	\$0	\$360,000	\$433,000	\$3,085,294	\$0
2036	\$0	\$360,000	\$433,000	\$138,094	\$0
2037	\$0	\$360,000	\$433,000	\$170,922	\$0
2038	\$0	\$360,000	\$433,000	\$122,736	\$0
2039	\$0	\$360,000	\$433,000	\$193,360	\$0
2040	\$0	\$360,000	\$433,000	\$244,777	\$0

7.2 Funding Strategy

The proposed funding for assets is outlined in the Council's budget and LTFP.

The financial strategy of the Council determines how funding will be provided, whereas the AMP communicates how and when this will be spent, along with the service and risk consequences of various service alternatives.

7.3 Valuation Forecasts

Asset values are forecast to increase as additional assets are added to the service.

Additional assets will generally add to the operations and maintenance needs in the longer term. Additional assets will also require additional costs due to future renewals. Any additional assets will also add to future depreciation forecasts.

7.4 Key Assumptions Made in Financial Forecasts

In compiling this AMP, it was necessary to make some assumptions. This section details the key assumptions made in the development of this AMP and should provide readers with an understanding of the level of confidence in the data behind the financial forecasts.

Key assumptions made in this AMP are:

- The current operations and maintenance budgets are adequate to manage the CWMS network
- Current day dollars have been used
- Asset Register is reliable
- Renewal forecasts have been made by professional judgement
- Legislative compliance will remain constant

7.5 Forecast Reliability and Confidence

The forecast costs, proposed budgets, and valuation projections in this AMP are based on the best available data. For effective asset and financial management, it is critical that the information is current and accurate. Data confidence is classified on a A - E level scale¹³ in accordance with Table 7.5.1.

Table 7.5.1: Data Confidence Grading System

Confidence Grade	Description
A. Highly reliable	Data based on sound records, procedures, investigations and analysis, documented properly and agreed as the best method of assessment. Dataset is complete and estimated to be accurate $\pm 2\%$
B. Reliable	Data based on sound records, procedures, investigations and analysis, documented properly but has minor shortcomings, for example some of the data is old, some documentation is missing and/or reliance is placed on unconfirmed reports or some extrapolation. Dataset is complete and estimated to be accurate $\pm 10\%$
C. Uncertain	Data based on sound records, procedures, investigations and analysis which is incomplete or unsupported, or extrapolated from a limited sample for which grade A or B data are available. Dataset is substantially complete but up to 50% is extrapolated data and accuracy estimated $\pm 25\%$
D. Very Uncertain	Data is based on unconfirmed verbal reports and/or cursory inspections and analysis. Dataset may not be fully complete, and most data is estimated or extrapolated. Accuracy $\pm 40\%$
E. Unknown	None or very little data held.

The estimated confidence level for and reliability of data used in this AMP is shown in Table 7.5.2.

¹³ IPWEA, 2015, IIMM, Table 2.4.6, p 2 | 71.

Table 7.5.2: Data Confidence Assessment for Data used in AMP

Data	Confidence Assessment	Comment
Demand drivers	Reliable	To be developed further in future plans
Growth projections	Reliable	To be developed further in future plans
Acquisition forecast	Uncertain	Current knowledge of future upgrade of assets. Forecast is also dependent on annual budget process and the success of future grant applications
Operation forecast	Reliable	Current and previous budget information
Maintenance forecast	Reliable	Current and previous budget information
Renewal forecast - Asset values	Reliable	Generated from CONQUEST. Data reviewed and updated annually. Valuation 1 July 2019
- Asset useful lives	Reliable	Generated from CONQUEST. Data reviewed and updated annually. Valuation 1 July 2019
- Condition modelling	Uncertain	To be developed further in future plans
Disposal forecast	Reliable	To be developed further in future plans

The estimated confidence level for and reliability of data used in this AMP is considered to be Reliable.

8.0 PLAN IMPROVEMENT AND MONITORING

8.1 Status of Asset Management Practices¹⁴

8.1.1 Accounting and financial data sources

This AMP utilises accounting and financial data. The source of the data is *Authority* from Civica.

8.1.2 Asset management data sources

This AMP also utilises asset management data. The source of the data is *Conquest*.

8.2 Improvement Plan

It is important that Council recognise areas of their AMP and planning process that require future improvements to ensure effective asset management and informed decision making. The improvement plan generated from this AMP is shown in Table 8.2.

Table 8.2: Improvement Plan

Task	Task	Responsibility	Resources Required	Timeline
1	Continual review of Asset Register	Asset Manager / Infrastructure Manager	In house	Ongoing
2	Development of agreed Levels of Service in consultation with the community	Director Assets & Infrastructure	In house	Ongoing
3	Increased definition of performance standards through customer engagement to assess expectations	Director Assets & Infrastructure	In house	Ongoing
4	Improvement to Risk identification and management	Director Assets & Infrastructure	In house	Ongoing
5	Develop 3-5 Year Capital Renewal Program	Asset Manager / Infrastructure Manager	In house	Ongoing
6	Continual collection and review of condition data	Asset Manager / Infrastructure Manager	In house or Budget	Ongoing

8.3 Monitoring and Review Procedures

This AMP will be reviewed during the annual budget planning process and revised to show any material changes in service levels, risks, forecast costs and proposed budgets as a result of budget decisions.

The AMP will be reviewed and updated bi-annually to ensure it represents the current service level, asset values, forecast operations, maintenance, renewals, upgrade/new and asset disposal costs and proposed budgets. These forecast costs and proposed budget are incorporated into the LTFP or will be incorporated into the LTFP once completed.

The AMP has a maximum life of 4 years and is due for complete revision and updating within two years of each Council election.

¹⁴ ISO 55000 Refers to this the Asset Management System

8.4 Performance Measures

The effectiveness of this AMP can be measured in the following ways:

- The degree to which the required forecast costs identified in this AMP are incorporated into the LTFP.
- The degree to which the 1-5 year detailed works programs, budgets, business plans and corporate structures take into account the 'global' works program trends provided by the AMP.
- The degree to which the existing and projected service levels and service consequences, risks and residual risks are incorporated into the Strategic Plan and associated plans.
- The Asset Renewal Funding Ratio achieving the Organisational target (this target is often 1.0).
- The Asset Renewal Funding Ration (previously Asset Sustainability Ratio Per LGA 'Financial Sustainability' Information Paper No. 9: Financial Indicators - Revised May 2015) is to achieve capital outlays on renewing/replacing assets at greater than 90% but less than 110% of the level proposed in the AMP.

9.0 REFERENCES

- IPWEA, 2006, 'International Infrastructure Management Manual', Institute of Public Works Engineering Australasia, Sydney, www.ipwea.org/IIMM
- IPWEA, 2008, 'NAMS.PLUS Asset Management', Institute of Public Works Engineering Australasia, Sydney, www.ipwea.org/namsplus
- IPWEA, 2015, 2nd edn., 'Australian Infrastructure Financial Management Manual', Institute of Public Works Engineering Australasia, Sydney, www.ipwea.org/AIFMM
- IPWEA, 2015, 3rd edn., 'International Infrastructure Management Manual', Institute of Public Works Engineering Australasia, Sydney, www.ipwea.org/IIMM
- IPWEA, 2012 LTFP Practice Note 6 PN Long-Term Financial Plan, Institute of Public Works Engineering Australasia, Sydney
- ISO, 2018, ISO 31000:2018, Risk management – Guidelines
- Yorke Peninsula Council Strategic Management Plan 2021-2025
- Yorke Peninsula Council Annual Business Plan and Budget
- Yorke Peninsula Council Long Term Financial Plan 2021-2030
- Yorke Peninsula Council CWMS Infrastructure Asset Valuation and Methodology 1 July 2019

10.0 APPENDICES

Appendix A Acquisition Forecast

Newly identified upgrade/new projects will be presented to Council for consideration during the budget process each year. It has been determined that various Pump Stations will need to be upgraded with new valve chambers and flow meters, while also the installation of new Maintenance Shafts will be required in various locations to assist with the general maintenance of the drainage network. Forecast costs are shown in 2020/21 dollar values.

Table A3 - Acquisition Forecast Summary

Year	Constructed	Donated	Growth
2021	\$41,000	\$0	\$0
2022	\$55,000	\$0	\$0
2023	\$55,000	\$0	\$0
2024	\$55,000	\$0	\$0
2025	\$0	\$0	\$0
2026	\$0	\$0	\$0
2027	\$0	\$0	\$0
2028	\$0	\$0	\$0
2029	\$0	\$0	\$0
2030	\$0	\$0	\$0
2031	\$0	\$0	\$0
2032	\$0	\$0	\$0
2033	\$0	\$0	\$0
2034	\$0	\$0	\$0
2035	\$0	\$0	\$0
2036	\$0	\$0	\$0
2037	\$0	\$0	\$0
2038	\$0	\$0	\$0
2039	\$0	\$0	\$0
2040	\$0	\$0	\$0

Appendix B Operation Forecast

Operation costs are expected to remain constant for the foreseeable future. Forecast costs are shown in 2020/21 dollar values.

Table B2 - Operation Forecast Summary

Year	Operation Forecast	Additional Operation Forecast	Total Operation Forecast
2021	\$360,000	\$0	\$360,000
2022	\$360,000	\$0	\$360,000
2023	\$360,000	\$0	\$360,000
2024	\$360,000	\$0	\$360,000
2025	\$360,000	\$0	\$360,000
2026	\$360,000	\$0	\$360,000
2027	\$360,000	\$0	\$360,000
2028	\$360,000	\$0	\$360,000
2029	\$360,000	\$0	\$360,000
2030	\$360,000	\$0	\$360,000
2031	\$360,000	\$0	\$360,000
2032	\$360,000	\$0	\$360,000
2033	\$360,000	\$0	\$360,000
2034	\$360,000	\$0	\$360,000
2035	\$360,000	\$0	\$360,000
2036	\$360,000	\$0	\$360,000
2037	\$360,000	\$0	\$360,000
2038	\$360,000	\$0	\$360,000
2039	\$360,000	\$0	\$360,000
2040	\$360,000	\$0	\$360,000

Appendix C Maintenance Forecast

Maintenance costs are expected to remain constant for the foreseeable future. Forecast costs are shown in 2020/21 dollar values.

Table C2 - Maintenance Forecast Summary

Year	Maintenance Forecast	Additional Maintenance Forecast	Total Maintenance Forecast
2021	\$433,000	\$0	\$433,000
2022	\$433,000	\$0	\$433,000
2023	\$433,000	\$0	\$433,000
2024	\$433,000	\$0	\$433,000
2025	\$433,000	\$0	\$433,000
2026	\$433,000	\$0	\$433,000
2027	\$433,000	\$0	\$433,000
2028	\$433,000	\$0	\$433,000
2029	\$433,000	\$0	\$433,000
2030	\$433,000	\$0	\$433,000
2031	\$433,000	\$0	\$433,000
2032	\$433,000	\$0	\$433,000
2033	\$433,000	\$0	\$433,000
2034	\$433,000	\$0	\$433,000
2035	\$433,000	\$0	\$433,000
2036	\$433,000	\$0	\$433,000
2037	\$433,000	\$0	\$433,000
2038	\$433,000	\$0	\$433,000
2039	\$433,000	\$0	\$433,000
2040	\$433,000	\$0	\$433,000

Appendix D Renewal Forecast Summary

The Yorke Peninsula Council recommends the renewal of assets at the optimum time and based on their current condition. The renewal forecast shows a shortfall in funding with the current planned budget. Forecast costs are shown in 2020/21 dollar values.

Table D3 - Renewal Forecast Summary

Year	Renewal Forecast	Current LTFP Renewal Budget*	Annual Renewal Budget Shortfall	Cumulative Renewal Budget Shortfall
2021	\$136,073	\$112,000	-\$24,073	-\$24,073
2022	\$128,361	\$62,000	-\$66,361	-\$90,434
2023	\$95,849	\$49,000	-\$46,849	-\$137,283
2024	\$183,167	\$77,000	-\$106,167	-\$243,450
2025	\$277,689	\$368,000	\$90,311	-\$153,139
2026	\$212,373	\$81,000	-\$131,373	-\$284,512
2027	\$529,061	\$201,000	-\$328,061	-\$612,573
2028	\$266,252	\$181,000	-\$85,252	-\$697,825
2029	\$190,010	\$172,000	-\$18,010	-\$715,835
2030	\$257,049	\$79,000	-\$178,049	-\$893,884
2031	\$271,592	\$138,200	-\$133,392	-\$1,027,276
2032	\$117,930	\$138,200	\$20,270	-\$1,007,006
2033	\$510,809	\$138,200	-\$372,609	-\$1,379,615
2034	\$212,556	\$138,200	-\$74,356	-\$1,453,971
2035	\$3,085,294	\$138,200	-\$2,947,094	-\$4,401,065
2036	\$138,094	\$138,200	\$106	-\$4,400,959
2037	\$170,922	\$138,200	-\$32,722	-\$4,433,681
2038	\$122,736	\$138,200	\$15,464	-\$4,418,217
2039	\$193,360	\$138,200	-\$55,160	-\$4,473,377
2040	\$244,777	\$138,200	-\$106,577	-\$4,579,954

Note * Years 2031-2040 are the average of the first 10 years Current LTFP Renewal Budget figures

Table D3.1 – Proposed Renewal (Capital Works) Forecast 2021 to 2030

Asset ID	Category	Asset Name	From	To	Year
17849.0	Air Valve	Air Valve (Yorke-CWMS-N00054) in Yorke Highway	Yorke Highway	Ardrossan	2021
17850.0	Air Valve	Air Valve (Yorke-CWMS-N00053) in Yorke Highway	Yorke Highway	Ardrossan	2021
21310.0	Irrigation Pump 2.2kW Type	Hardwicke Bay Wastewater Treatment Plant Irrigation Pump 2		Hardwicke Bay	2021
21309.0	Irrigation Pump 2.2kW Type	Hardwicke Bay Wastewater Treatment Plant Irrigation Pump 1		Hardwicke Bay	2021
37311.0	PS Program Logic Control	Yorke town Pump Station 1 PLC	Warooka Road	Yorke town	2021
37266.0	PS Variable Speed Drive	Hardwicke Bay Pump Station 3 Variable Speed Drive	Foreshore Road	Hardwicke Bay	2021
37321.0	PS Program Logic Control	Hardwicke Bay Pump Station 3 PLC	Foreshore Road	Hardwicke Bay	2021
20579.0	PS Advanced Level Control	Hardwicke Bay Pump Station 3 Level Control	Foreshore Road	Hardwicke Bay	2021
21028.0	WWTP Basic Level Regulator	Yorke town Wastewater Treatment Plant Level Regulators		Yorke town	2021
21027.0	WAS Pump 2.0-2.6kW Type	Yorke town Wastewater Treatment Plant WAS Pump		Yorke town	2021
20851.0	WWTP 50mm Gate Valve	Ardrossan Wastewater Treatment Plant Gate Valve		Ardrossan	2021
20845.0	Aerator 7.5kW Type	Ardrossan Wastewater Treatment Plant Aerator 1		Ardrossan	2021
20848.0	WWTP 50mm Non-Return Valve	Ardrossan Wastewater Treatment Plant Non-Return Valves 50mm Brass		Ardrossan	2021

Asset ID	Category	Asset Name	From	To	Year
21248.0	WWTP 50mm Non-Return Valve	Hardwicke Bay Wastewater Treatment Plant Non-Return Valves		Hardwicke Bay	2021
21249.0	WWTP 50mm Gate Valve	Hardwicke Bay Wastewater Treatment Plant Gate Valves		Hardwicke Bay	2021
20598.0	PS Wireless Alarm System	Bluff Beach Pump Station 1 Alarm System	Edwards Street	Bluff Beach	2021
20649.0	50mm Gate Valve	Bluff Beach Pump Station 1 Gate Valve	Edwards Street	Bluff Beach	2021
20521.0	50mm Check Valve	Yorke town Pump Station 1 Check Valve	Warooka Road	Yorke town	2021
20520.0	50mm Gate Valve	Yorke town Pump Station 1 Gate Valve	Warooka Road	Yorke town	2021
20650.0	50mm Check Valve	Bluff Beach Pump Station 1 Check Valve	Edwards Street	Bluff Beach	2021
20594.0	PS Steel Sump Lid 1.1m dia	Bluff Beach Pump Station 1 Lid	Edwards Street	Bluff Beach	2021
20577.0	PS Mild Steel Control Cabinet	Hardwicke Bay Pump Station 3 Control Cabinet	Foreshore Road	Hardwicke Bay	2021
21156.0	Ventilation Fan	Chinaman Wells Wastewater Treatment Plant Ventilation Fan		Chinaman Wells	2021
21046.0	WWTP Medium Switchboard & Cabinet Type	Yorke town Wastewater Treatment Plant Switchboard		Yorke town	2021
21047.0	WWTP Medium Switchboard & Cabinet Type	Yorke town Wastewater Treatment Plant Irrigation Switchboard		Yorke town	2021
20578.0	PS Switchboard	Hardwicke Bay Pump Station 3 Switchboard & Meter Box	Foreshore Road	Hardwicke Bay	2021
20580.0	PS Wireless Alarm System	Hardwicke Bay Pump Station 3 Alarm System	Foreshore Road	Hardwicke Bay	2022
20711.0	PS Wireless Alarm System	Chinaman Wells Pump Station 1 Alarm System	Chinaman Wells Road - Southern	Chinaman Wells	2022

Asset ID	Category	Asset Name	From	To	Year
20653.0	Submersible pump 1.3-1.9kW	Port Victoria Jetty Pump Station 1 Pump 2	Jetty Carpark	Port Victoria	2022
21095.0	Channel Aerator 2.2kW Type	Chinaman Wells Wastewater Treatment Plant Aerator		Chinaman Wells	2022
20437.0	PS Wireless Alarm System	Stansbury Pump Station 2 Alarm System	Oyster Court	Stansbury	2022
37262.0	PS Variable Speed Drive	Pt Julia Pump Station 1 Variable Speed Drive	Jetty Road	Port Julia	2022
37308.0	PS Program Logic Control	Stansbury Pump Station 1 PLC	Pitt Street	Stansbury	2022
37309.0	PS Program Logic Control	Stansbury Pump Station 2 PLC	Oyster Court	Stansbury	2022
37313.0	PS Program Logic Control	Yorke town Pump Station 5 PLC	Jacobs Street	Yorke town	2022
37297.0	PS Program Logic Control	Hogarth Street Pump Station PLC	Hogarth street	Ardrossan	2022
37294.0	PS HMI Unit	Maitland Pump Station 2 HMI Unit	Clinton Road	Maitland	2022
37303.0	PS Program Logic Control	Port Vincent Caravan Park Pump Station 1 PLC	within caravan pk	Port Vincent	2022
20485.0	50mm Gate Valve	Yorke town Pump Station 5 Gate Valve	Jacobs Street	Yorke town	2022
20917.0	WAS Pump 2.0-2.6kW Type	Black Point Wastewater Treatment Plant WAS Pump		Black Point	2022
21062.0	Channel Aerator 2.2kW Type	Bluff Beach Wastewater Treatment Plant Aerator		Bluff Beach	2022
20481.0	50mm Gate Valve	Yorke town Pump Station 4 Gate Valve	Waterloo Bay Road	Yorke town	2022
20713.0	50mm Gate Valve	Chinaman Wells Pump Station 2 Gate Valve	Chinaman Wells Road - Northern	Chinaman Wells	2022
20482.0	50mm Check Valve	Yorke town Pump Station 4 Check Valve	Waterloo Bay Road	Yorke town	2022
20357.0	50mm Gate Valve	Port Vincent Caravan Park Pump Station 1 Gate Valve	within caravan pk	Port Vincent	2022
20486.0	50mm Check Valve	Yorke town Pump Station 5 Check Valve	Jacobs Street	Yorke town	2022

Asset ID	Category	Asset Name	From	To	Year
20839.0	WAS Pump 3.0-4.4kW Type	Ardrossan Wastewater Treatment Plant WAS Pump		Ardrossan	2022
20430.0	Submersible pump 2.0-2.4kW	Stansbury Pump Station 2 Pump 1	Oyster Court	Stansbury	2022
20399.0	PS Wireless Alarm System	Vincent Rise Pump Station 4 Alarm System	Ventnor Street	Port Vincent	2022
20669.0	PS Wireless Alarm System	Port Victoria Pump Station 3 Alarm System	Songvaar Road	Port Victoria	2022
20846.0	Aerator 7.5kW Type	Ardrossan Wastewater Treatment Plant Aerator 2		Ardrossan	2022
20714.0	50mm Check Valve	Chinaman Wells Pump Station 2 Check Valve	Chinaman Wells Road - Northern	Chinaman Wells	2022
20490.0	PS Wireless Alarm System	Yorke town Pump Station 5 Alarm System	Jacobs Street	Yorke town	2022
20431.0	Submersible pump 2.0-2.4kW	Stansbury Pump Station 2 Pump 2	Oyster Court	Stansbury	2022
20281.0	PS Mild Steel Control Cabinet	Hogarth Street Pump Station Control Cabinet	Hogarth street	Ardrossan	2022
20282.0	PS Switchboard	Hogarth Street Pump Station Switchboard & Meter Box	Hogarth street	Ardrossan	2022
20279.0	50mm Gate Valve	Hogarth Street Pump Station Gate Valve	Hogarth street	Ardrossan	2022
20280.0	50mm Check Valve	Hogarth Street Pump Station Check Valve	Hogarth street	Ardrossan	2022
20362.0	PS Wireless Alarm System	Port Vincent Caravan Park Pump Station 1 Alarm System	within caravan pk	Port Vincent	2022
20375.0	PS Wireless Alarm System	Port Vincent Caravan Park Pump Station 2 Alarm System	within caravan pk	Port Vincent	2022
20358.0	50mm Check Valve	Port Vincent Caravan Park Pump Station 1 Check Valve	within caravan pk	Port Vincent	2022
15598.1	Gravity Main 100 VC	Gravity Main (Yorke-CWMS-P01583) in Samuel Street	Samuel Street	Maitland	2022

Asset ID	Category	Asset Name	From	To	Year
15599.1	Gravity Main 100 VC	Gravity Main (Yorke-CWMS-P01577) in Samuel Street	Samuel Street	Maitland	2022
15601.1	Gravity Main 100 VC	Gravity Main (Yorke-CWMS-P01559) in Samuel Street	Samuel Street	Maitland	2022
13388.1	Gravity Main 100 VC	Gravity Main (Yorke-CWMS-P03436) in Alice Street	Alice Street	Maitland	2023
16266.1	Gravity Main 100 VC	Gravity Main (Yorke-CWMS-P03433) in Alice Street	Alice Street	Maitland	2023
16271.1	Gravity Main 100 VC	Gravity Main (Yorke-CWMS-P03473) in Caroline Street	Caroline Street	Maitland	2023
20664.0	PS Wireless Alarm System	Port Victoria Pump Station 2 Alarm System	Davies Road	Port Victoria	2023
20360.0	PS Switchboard	Port Vincent Caravan Park Pump Station 1 Switchboard & Meter Box	within caravan pk	Port Vincent	2023
20493.0	PS Switchboard	Yorke town Pump Station 6 Switchboard & Meter Box	Memorial Drive	Yorke town	2023
20408.0	50mm Check Valve	Pt Julia Pump Station 1 Check Valve	Jetty Road	Port Julia	2023
20943.0	WWTP Alarm System Wireless Type	Black Point Wastewater Treatment Plant Alarm System		Black Point	2023
20884.0	Aerator 7.5kW Type	Maitland Wastewater Treatment Plant Aerator 1		Maitland	2023
20407.0	50mm Gate Valve	Pt Julia Pump Station 1 Gate Valve	Jetty Road	Port Julia	2023
21015.0	WWTP Alarm System Wireless Type	Stansbury Wastewater Treatment Plant Alarm System		Stansbury	2023
20487.0	PS Mild Steel Control Cabinet	Yorke town Pump Station 5 Control Cabinet	Jacobs Street	Yorke town	2023
20359.0	PS Mild Steel Control Cabinet	Port Vincent Caravan Park Pump Station 1 Control Cabinet	within caravan pk	Port Vincent	2023

Asset ID	Category	Asset Name	From	To	Year
20552.0	PS Mild Steel Control Cabinet	Yorke town Pump Station 6 Control Cabinet	Memorial Drive	Yorke town	2023
20488.0	PS Switchboard	Yorke town Pump Station 5 Switchboard & Meter Box	Jacobs Street	Yorke town	2023
21070.0	WWTP Alarm System Wireless Type	Bluff Beach Wastewater Treatment Plant Alarm System		Bluff Beach	2023
20529.0	PS Wireless Alarm System	Yorke town Pump Station 2 Alarm System	Minlaton Road	Yorke town	2023
21328.0	WWTP 50mm Gate Valve	Balgowan Wastewater Treatment Plant Gate Valves		Balgowan	2024
21315.0	Variable Frequency Drive Type	Hardwicke Bay Wastewater Treatment Plant VFD drives		Hardwicke Bay	2024
21137.0	WAS Pump 1.2-1.9kW Type	Port Victoria Wastewater Treatment Plant WAS Pump		Port Victoria	2024
21327.0	Channel Aerator 2.2kW Type	Balgowan Wastewater Treatment Plant Aerator 2		Balgowan	2024
21049.0	WWTP PLC Controls Type	Yorke town Wastewater Treatment Plant Irrigation Controls		Yorke town	2024
21081.0	Chlorine Dosing Pump and Meter Type	Port Victoria Wastewater Treatment Plant Chlorine Dosing Pump and Meter 2		Port Victoria	2024
21316.0	WWTP Alarm System Wireless Type	Hardwicke Bay Wastewater Treatment Plant Alarm System		Hardwicke Bay	2024
21326.0	Channel Aerator 2.2kW Type	Balgowan Wastewater Treatment Plant Aerator 1		Balgowan	2024
20892.0	WWTP 100mm Gate Valve	Maitland Wastewater Treatment Plant Gate Valve		Maitland	2024
37317.0	PS Program Logic Control	Yorke town Pump Station 2 PLC	Minlaton Road	Yorke town	2024
21171.0	Irrigation Pump 4kW Type	Point Turton Wastewater Treatment Plant 2 Irrigation Pump 1		Point Turton	2024

Asset ID	Category	Asset Name	From	To	Year
21172.0	Irrigation Pump 4kW Type	Point Turton Wastewater Treatment Plant 2 Irrigation Pump 2		Point Turton	2024
21189.0	Irrigation Pump 2.2kW Type	Rogues Point Wastewater Treatment Plant Irrigation Pump 1		Rogues Point	2024
21190.0	Irrigation Pump 2.2kW Type	Rogues Point Wastewater Treatment Plant Irrigation Pump 2		Rogues Point	2024
37318.0	PS Program Logic Control	Yorke town Pump Station 3 PLC	David Street	Yorke town	2024
21188.0	Chlorine Dosing Pump and Meter Type	Rogues Point Wastewater Treatment Plant Chlorine Dosing Pump and Meter		Rogues Point	2024
20563.0	50mm Gate Valve	Hardwicke Bay Pump Station 1 Gate Valve	Cutline Road	Hardwicke Bay	2024
20406.0	Submersible pump 1.3-1.9kW	Pt Julia Pump Station 1 Pump 2	Jetty Road	Port Julia	2024
20636.0	Submersible pump 1.3-1.9kW	Hardwicke Bay Pump Station 4 Pump 2	Northshore Road	Hardwicke Bay	2024
20635.0	Submersible pump 1.3-1.9kW	Hardwicke Bay Pump Station 4 Pump 1	Northshore Road	Hardwicke Bay	2024
20885.0	Aerator 7.5kW Type	Maitland Wastewater Treatment Plant Aerator 2		Maitland	2024
20659.0	50mm Gate Valve	Port Victoria Pump Station 2 Gate Valve	Davies Road	Port Victoria	2024
20394.0	50mm Gate Valve	Vincent Rise Pump Station 4 Gate Valve	Ventnor Street	Port Vincent	2024
20920.0	Decant Pump 0.6-0.8kW Type	Black Point Wastewater Treatment Plant Decant Tank Bypass Pump		Black Point	2024
20689.0	50mm Gate Valve	Balgowan Pump Station 1 Gate Valve	Esplanade	Balgowan	2024

Asset ID	Category	Asset Name	From	To	Year
20392.0	Submersible pump 2.0-2.4kW	Vincent Rise Pump Station 4 Pump 1	Ventnor Street	Port Vincent	2024
20393.0	Submersible pump 2.0-2.4kW	Vincent Rise Pump Station 4 Pump 2	Ventnor Street	Port Vincent	2024
20690.0	50mm Check Valve	Balgowan Pump Station 1 Check Valve	Esplanade	Balgowan	2024
20544.0	Submersible pump 0.9-1.2kW	Yorke town Pump Station 5 Pump 2	Jacobs Street	Yorke town	2024
20564.0	50mm Check Valve	Hardwicke Bay Pump Station 1 Check Valve	Cutline Road	Hardwicke Bay	2024
20660.0	50mm Check Valve	Port Victoria Pump Station 2 Check Valve	Davies Road	Port Victoria	2024
20277.0	Submersible pump 0.9-1.2kW	Hogarth Street Pump Station Pump 1	Hogarth street	Ardrossan	2024
20278.0	Submersible pump 0.9-1.2kW	Hogarth Street Pump Station Pump 2	Hogarth street	Ardrossan	2024
20697.0	PS Wireless Alarm System	Maitland Pump Station 1 Alarm System	South Terrace	Maitland	2024
20395.0	50mm Check Valve	Vincent Rise Pump Station 4 Check Valve	Ventnor Street	Port Vincent	2024
20405.0	Submersible pump 1.3-1.9kW	Pt Julia Pump Station 1 Pump 1	Jetty Road	Port Julia	2024
15447.1	Gravity Main 100 VC	Gravity Main (Yorke-CWMS-P03444) in Yorke town Road	Yorke town Road	Maitland	2024
13310.1	Gravity Main 100 VC	Gravity Main (Yorke-CWMS-P03442) in Howard Street	Howard Street	Maitland	2024
13312.1	Gravity Main 100 VC	Gravity Main (Yorke-CWMS-P01329) in George Street	George Street	Maitland	2024
20463.0	PS Switchboard	Yorke town Pump Station 1 Switchboard & Meter Box	Warooka Road	Yorke town	2025
20252.0	Submersible pump 15kW	Ardrossan Jetty Carpark Pump Station Pump 2	Jetty carpark	Ardrossan	2025

Asset ID	Category	Asset Name	From	To	Year
20253.0	Submersible pump 15kW	Ardrossan Jetty Carpark Pump Station Pump 3	Jetty carpark	Ardrossan	2025
20251.0	Submersible pump 15kW	Ardrossan Jetty Carpark Pump Station Pump 1	Jetty carpark	Ardrossan	2025
20906.0	WWTP Alarm System Wireless Type	Maitland Wastewater Treatment Plant Alarm System		Maitland	2025
20888.0	WWTP 50mm Non-Return Valve	Maitland Wastewater Treatment Plant Non-Return Valves 50mm Stainless Steel		Maitland	2025
20890.0	WWTP 50mm Ball Valve	Maitland Wastewater Treatment Plant Ball Valves 50mm Stainless Steel		Maitland	2025
20958.0	WWTP 50mm Non-Return Valve	Port Vincent Wastewater Treatment Plant Non-Return Valves 50mm Brass		Port Vincent	2025
20962.0	Aerator 4kW Type	Port Vincent Wastewater Treatment Plant Aerator 2		Port Vincent	2025
20963.0	Aerator 4kW Type	Port Vincent Wastewater Treatment Plant Aerator 3		Port Vincent	2025
20964.0	Aerator 4kW Type	Port Vincent Wastewater Treatment Plant Aerator 4		Port Vincent	2025
20483.0	PS Mild Steel Control Cabinet	Yorke town Pump Station 4 Control Cabinet	Waterloo Bay Road	Yorke town	2025
20924.0	RAS Pump 3.0-4.4kW Type	Black Point Wastewater Treatment Plant RAS Pump		Black Point	2025
21053.0	Rainwater Tank Pressure Pump Type	Bluff Beach Wastewater Treatment Plant Rainwater Tank Pressure Pump		Bluff Beach	2025
21278.0	WWTP Alarm System Wireless Type	Sultana Point Wastewater Treatment Plant Alarm System		Sultana Point	2025
21033.0	WWTP 50mm Non-Return Valve	Yorke town Wastewater Treatment Plant Non-Return Valve		Yorke town	2025

Asset ID	Category	Asset Name	From	To	Year
21263.0	WWTP Alarm System Wireless Type	Port Julia Wastewater Treatment Plant Alarm System		Port Julia	2025
21253.0	WWTP Alarm System Wireless Type	Rogues Point Wastewater Treatment Plant Alarm System		Rogues Point	2025
20886.0	RAS Pump 3.0-4.4kW Type	Maitland Wastewater Treatment Plant RAS Pump		Maitland	2025
20879.0	WAS Pump 1.2-1.9kW Type	Maitland Wastewater Treatment Plant WAS Pump		Maitland	2025
20847.0	RAS Pump 3.0-4.4kW Type	Ardrossan Wastewater Treatment Plant RAS Pump		Ardrossan	2025
20939.0	WWTP 100mm Flowmeter	Black Point Wastewater Treatment Plant Incoming Flowmeter		Black Point	2025
20860.0	WWTP 150mm Flowmeter	Ardrossan Wastewater Treatment Plant Incoming Flowmeter		Ardrossan	2025
20959.0	WWTP 50mm Gate Valve	Port Vincent Wastewater Treatment Plant Gate Valves 50mm Brass		Port Vincent	2025
20961.0	Aerator 4kW Type	Port Vincent Wastewater Treatment Plant Aerator 1		Port Vincent	2025
20462.0	PS Mild Steel Control Cabinet	Yorke town Pump Station 1 Control Cabinet	Warooka Road	Yorke town	2025
37335.0	WWTP HMI Unit	Ardrossan Wastewater Treatment Plant HMI Unit		Ardrossan	2025
37350.0	WWTP HMI Unit	Port Julia Wastewater Treatment Plant HMI Unit		Port Julia	2025
37352.0	WWTP HMI Unit	Hardwicke Bay Wastewater Treatment Plant HMI Unit		Hardwicke Bay	2025
37353.0	WWTP Small VSD	Hardwicke Bay Wastewater Treatment Plant VSD		Hardwicke Bay	2025
37342.0	WWTP Small VSD	Bluff Beach Wastewater Treatment Plant VSD		Bluff Beach	2025

Asset ID	Category	Asset Name	From	To	Year
20592.0	PS Wireless Alarm System	Hardwicke Bay Pump Station 5 Alarm System	Northshore Road	Hardwicke Bay	2025
21001.0	Irrigation Pump 2.2kW Type	Stansbury Wastewater Treatment Plant Irrigation Pump 1		Stansbury	2025
20742.0	PS Wireless Alarm System	Maitland Pump Station 3 Alarm System	at WWTP	Maitland	2025
21329.0	Irrigation Pump 2.2kW Type	Balgowan Wastewater Treatment Plant Irrigation Pump 1		Balgowan	2025
21002.0	Irrigation Pump 2.2kW Type	Stansbury Wastewater Treatment Plant Irrigation Pump 2		Stansbury	2025
21019.0	Electrical Fittings Type	Yorke town Wastewater Treatment Plant Building Electrical Fittings		Yorke town	2025
21032.0	WWTP 50mm Non-Return Valve	Yorke town Wastewater Treatment Plant Non-Return Valve		Yorke town	2025
21035.0	WWTP 50mm Gate Valve	Yorke town Wastewater Treatment Plant Gate Valve		Yorke town	2025
21029.0	Aerator 4kW Type	Yorke town Wastewater Treatment Plant Aerator 1		Yorke town	2025
21030.0	Aerator 4kW Type	Yorke town Wastewater Treatment Plant Aerator 2		Yorke town	2025
21031.0	RAS Pump 3.0-4.4kW Type	Yorke town Wastewater Treatment Plant RAS Pump		Yorke town	2025
21262.0	WWTP PLC Controls Type	Port Julia Wastewater Treatment Plant PLC Controls		Port Julia	2025
21034.0	WWTP 100mm Solenoid Valve	Yorke town Wastewater Treatment Plant Solenoid Valves 100mm Cast Iron		Yorke town	2025

Asset ID	Category	Asset Name	From	To	Year
21330.0	Irrigation Pump 2.2kW Type	Balgowan Wastewater Treatment Plant Irrigation Pump 2		Balgowan	2025
21382.0	WWTP Tank cover 5.5m dia Corrugated Iron Type	Black Point Wastewater Treatment Plant Decant Tank Cover		Black Point	2025
21043.0	Irrigation Pump 11kW Type	Yorke town Wastewater Treatment Plant Irrigation Pump 2		Yorke town	2025
21606.0	WWTP Electrical Cabling	Yorke town Wastewater Treatment Plant Electrical Cabling		Yorke town	2025
34723.0	PS Wireless Alarm System	Stansbury Pump Station 4 Alarm System	Oyster Point Drive	Stansbury	2026
21184.0	WWTP 50mm Gate Valve	Rogues Point Wastewater Treatment Plant Gate Valves		Rogues Point	2026
20995.0	Aerator 4kW Type	Stansbury Wastewater Treatment Plant Aerator 3		Stansbury	2026
21180.0	Channel Aerator 2.2kW Type	Rogues Point Wastewater Treatment Plant Aerator 1		Rogues Point	2026
21181.0	Channel Aerator 2.2kW Type	Rogues Point Wastewater Treatment Plant Aerator 2		Rogues Point	2026
21182.0	Channel Aerator 2.2kW Type	Rogues Point Wastewater Treatment Plant Aerator 3		Rogues Point	2026
21183.0	WWTP 50mm Non-Return Valve	Rogues Point Wastewater Treatment Plant Non-Return Valves		Rogues Point	2026
21226.0	WWTP 50mm Gate Valve	Foul Bay Wastewater Treatment Plant Gate Valves		Foul Bay	2026
21290.0	WWTP Alarm System Wireless Type	Foul Bay Wastewater Treatment Plant Alarm System		Foul Bay	2026

Asset ID	Category	Asset Name	From	To	Year
21099.0	WWTP 50mm Flowmeter	Chinaman Wells Wastewater Treatment Plant Irrigation Flowmeter		Chinaman Wells	2026
21298.0	WWTP 50mm Ball Valve	Point Turton Wastewater Treatment Plant 1 Ball Valves		Point Turton	2026
21103.0	WWTP Alarm System Wireless Type	Chinaman Wells Wastewater Treatment Plant Alarm System		Chinaman Wells	2026
21149.0	Electrical Fittings Type	Chinaman Wells Wastewater Treatment Plant Building Electrical Fittings		Chinaman Wells	2026
21177.0	WWTP Alarm System Wireless Type	Point Turton Wastewater Treatment Plant 2 Alarm System		Point Turton	2026
21155.0	WWTP 50mm Gate Valve	Chinaman Wells Wastewater Treatment Plant Gate Valves 50mm PE		Chinaman Wells	2026
21595.0	WWTP Electrical Cabling	Foul Bay Wastewater Treatment Plant Electrical Cabling		Foul Bay	2026
21185.0	WWTP 50mm Ball Valve	Rogues Point Wastewater Treatment Plant Ball Valves		Rogues Point	2026
21287.0	Irrigation Flow Switch Type	Foul Bay Wastewater Treatment Plant Irrigation Pump Flow Switches		Foul Bay	2026
20723.0	PS Sump 1.4-1.7m dia <3m deep	Maitland Pump Station 1 Sump	South Terrace	Maitland	2026
20419.0	Submersible pump 6.0-7.4kW	Stansbury Pump Station 1 Pump 2	Pitt Street	Stansbury	2026
34718.0	PS Wireless Alarm System	Stansbury Pump Station Alarm System	Oyster Point Drive	Stansbury	2026
21280.0	Electrical Fittings Type	Foul Bay Wastewater Treatment Plant Building Electrical Fittings		Foul Bay	2026

Asset ID	Category	Asset Name	From	To	Year
20993.0	Aerator 4kW Type	Stansbury Wastewater Treatment Plant Aerator 1		Stansbury	2026
20730.0	Submersible pump 1.3-1.9kW	Maitland Pump Station 2 Pump 1	Clinton Road	Maitland	2026
20731.0	Submersible pump 1.3-1.9kW	Maitland Pump Station 2 Pump 2	Clinton Road	Maitland	2026
20899.0	WWTP 100mm Flowmeter	Maitland Wastewater Treatment Plant Irrigation Flowmeter		Maitland	2026
20678.0	PS Steel Sump Lid 1.1m dia	Chinaman Wells Pump Station 2 Lid	Chinaman Wells Road - Northern	Chinaman Wells	2026
20994.0	Aerator 4kW Type	Stansbury Wastewater Treatment Plant Aerator 2		Stansbury	2026
20922.0	Aerator 4kW Type	Black Point Wastewater Treatment Plant Aerator 1		Black Point	2026
20923.0	Aerator 4kW Type	Black Point Wastewater Treatment Plant Aerator 2		Black Point	2026
20732.0	50mm Gate Valve	Maitland Pump Station 2 Gate Valve	Clinton Road	Maitland	2026
21225.0	WWTP 50mm Non-Return Valve	Foul Bay Wastewater Treatment Plant Non-Return Valves		Foul Bay	2026
21227.0	WWTP 50mm Ball Valve	Foul Bay Wastewater Treatment Plant Ball Valves		Foul Bay	2026
21250.0	WWTP 50mm Ball Valve	Hardwicke Bay Wastewater Treatment Plant Ball Valves		Hardwicke Bay	2026
20432.0	50mm Gate Valve	Stansbury Pump Station 2 Gate Valve	Oyster Court	Stansbury	2026
20733.0	50mm Check Valve	Maitland Pump Station 2 Check Valve	Clinton Road	Maitland	2026
20866.0	WWTP Alarm System Wireless Type	Ardrossan Wastewater Treatment Plant Alarm System		Ardrossan	2026

Asset ID	Category	Asset Name	From	To	Year
21222.0	Channel Aerator 2.2kW Type	Foul Bay Wastewater Treatment Plant Aerator 1		Foul Bay	2026
21223.0	Channel Aerator 2.2kW Type	Foul Bay Wastewater Treatment Plant Aerator 2		Foul Bay	2026
20421.0	100mm Check Valve	Stansbury Pump Station 1 Check Valve	Pitt Street	Stansbury	2026
19724.0	Air Valve	Air Valve (Yorke-CWMS-N02625) in Park Terrace (Stansbury)	Park Terrace (Stansbury)	Stansbury	2026
20671.0	PS Steel Sump Lid 1.1m dia	Chinaman Wells Pump Station 1 Lid	Chinaman Wells Road - Southern	Chinaman Wells	2026
20420.0	100mm Gate Valve	Stansbury Pump Station 1 Gate Valve	Pitt Street	Stansbury	2026
20433.0	50mm Check Valve	Stansbury Pump Station 2 Check Valve	Oyster Court	Stansbury	2026
20418.0	Submersible pump 6.0-7.4kW	Stansbury Pump Station 1 Pump 1	Pitt Street	Stansbury	2026
20698.0	PS Sump 1.4-1.7m dia <3m deep	Maitland Pump Station 2 Sump	Clinton Road	Maitland	2026
20309.0	PS Wireless Alarm System	Tiddy Widdy Beach Pump Station Alarm System	Hoskin Road	Tiddy Widdy Beach	2026
20297.0	PS Wireless Alarm System	Bridge Road Pump Station Alarm System	Bridge road	Ardrossan	2026
20264.0	50mm Check Valve	Ardrossan Jetty Carpark Pump Station Overflow Chamber 1 Check Valve	Jetty carpark	Ardrossan	2027
20263.0	50mm Gate Valve	Ardrossan Jetty Carpark Pump Station Overflow Chamber 1 Gate Valve	Jetty carpark	Ardrossan	2027
20271.0	50mm Check Valve	Ardrossan Jetty Carpark Pump Station Overflow Chamber 2 Check Valve	Jetty carpark	Ardrossan	2027

Asset ID	Category	Asset Name	From	To	Year
20334.0	PS Wireless Alarm System	Black Point Pump Station 2 Alarm System	Black Point Drive	Black Point	2027
20461.0	PS Wireless Alarm System	Edithburgh Pump Station 1 Alarm System	Sultana Point Road	Edithburgh	2027
20321.0	PS Wireless Alarm System	Black Point Pump Station 1 Alarm System	Black Point Drive	Black Point	2027
20269.0	Submersible pump 1.3-1.9kW	Ardrossan Jetty Carpark Pump Station Overflow Chamber 2 Pump 1	Jetty carpark	Ardrossan	2027
20270.0	50mm Gate Valve	Ardrossan Jetty Carpark Pump Station Overflow Chamber 2 Gate Valve	Jetty carpark	Ardrossan	2027
20248.0	PS Aluminium Sump Lid 1.8-2.2m dia	Ardrossan Jetty Carpark Pump Station Lid	Jetty carpark	Ardrossan	2027
20424.0	PS Advanced Level Control	Stansbury Pump Station 1 Level Control	Pitt Street	Stansbury	2027
20655.0	50mm Check Valve	Port Victoria Jetty Pump Station 1 Check Valve	Jetty Carpark	Port Victoria	2027
20676.0	Submersible pump 2.0-2.4kW	Chinaman Wells Pump Station 1 Pump 2	Chinaman Wells Road - Southern	Chinaman Wells	2027
20683.0	Submersible pump 2.0-2.4kW	Chinaman Wells Pump Station 2 Pump 2	Chinaman Wells Road - Northern	Chinaman Wells	2027
20527.0	PS Switchboard	Yorke town Pump Station 2 Switchboard & Meter Box	Minlaton Road	Yorke town	2027
20675.0	Submersible pump 2.0-2.4kW	Chinaman Wells Pump Station 1 Pump 1	Chinaman Wells Road - Southern	Chinaman Wells	2027
20682.0	Submersible pump 2.0-2.4kW	Chinaman Wells Pump Station 2 Pump 1	Chinaman Wells Road - Northern	Chinaman Wells	2027
20588.0	50mm Check Valve	Hardwicke Bay Pump Station 5 Check Valve	Northshore Road	Hardwicke Bay	2027
20707.0	50mm Check Valve	Chinaman Wells Pump Station 1 Check Valve	Chinaman Wells Road - Southern	Chinaman Wells	2027

Asset ID	Category	Asset Name	From	To	Year
20918.0	Decant Pump 3.1-3.5kW Type	Black Point Wastewater Treatment Plant Decant Pump 1		Black Point	2027
21241.0	WWTP Small Switchboard & Cabinet Type	Point Turton Wastewater Treatment Plant 1 Switchboard		Point Turton	2027
20591.0	PS Advanced Level Control	Hardwicke Bay Pump Station 5 Level Control	Northshore Road	Hardwicke Bay	2027
20677.0	50mm Gate Valve	Chinaman Wells Pump Station 1 Gate Valve	Chinaman Wells Road - Southern	Chinaman Wells	2027
20919.0	Decant Pump 3.1-3.5kW Type	Black Point Wastewater Treatment Plant Decant Pump 2		Black Point	2027
20643.0	50mm Gate Valve	Hardwicke Bay Pump Station 5 Gate Valve	Northshore Road	Hardwicke Bay	2027
20855.0	Tank Mixer Type	Ardrossan Wastewater Treatment Plant Buffer Tank Mixer		Ardrossan	2027
20857.0	Chlorine Dosing Pump and Meter Type	Ardrossan Wastewater Treatment Plant Chlorine Dosing Pump and Meter 1		Ardrossan	2027
20614.0	Submersible pump 1.3-1.9kW	Port Victoria Pump Station 3 Pump 2	Songvaar Road	Port Victoria	2027
20629.0	Submersible pump 1.3-1.9kW	Hardwicke Bay Pump Station 3 Pump 1	Foreshore Road	Hardwicke Bay	2027
20613.0	Submersible pump 1.3-1.9kW	Port Victoria Pump Station 3 Pump 1	Songvaar Road	Port Victoria	2027
20840.0	Decant Pump 5.3kW Type	Ardrossan Wastewater Treatment Plant Decant Pump		Ardrossan	2027
20865.0	WWTP PLC Controls Type	Ardrossan Wastewater Treatment Plant PLC Controls		Ardrossan	2027
20526.0	PS Mild Steel Control Cabinet	Yorketown Pump Station 2 Control Cabinet	Minlaton Road	Yorketown	2027

Asset ID	Category	Asset Name	From	To	Year
20726.0	Submersible pump 1.3-1.9kW	Maitland Pump Station 1 Pump 1	South Terrace	Maitland	2027
20574.0	Submersible pump 1.3-1.9kW	Hardwicke Bay Pump Station 3 Pump 2	Foreshore Road	Hardwicke Bay	2027
20642.0	Submersible pump 1.3-1.9kW	Hardwicke Bay Pump Station 5 Pump 2	Northshore Road	Hardwicke Bay	2027
21274.0	WWTP 50mm Non-Return Valve	Sultana Point Wastewater Treatment Plant Non-Return Valves		Sultana Point	2027
20992.0	WWTP Advanced Level Regulator	Stansbury Wastewater Treatment Plant Level Regulators		Stansbury	2027
21269.0	Channel Aerator 2.2kW Type	Sultana Point Wastewater Treatment Plant Aerator 3		Sultana Point	2027
20978.0	WWTP Alarm System Wireless Type	Port Vincent Wastewater Treatment Plant Alarm System		Port Vincent	2027
21247.0	Channel Aerator 2.2kW Type	Hardwicke Bay Wastewater Treatment Plant Aerator 3		Hardwicke Bay	2027
21039.0	Submersible Pump 7.4kW	Yorke town Wastewater Treatment Plant Relift Pump		Yorke town	2027
20991.0	Decant Pump 0.9-1.2kW Type	Stansbury Wastewater Treatment Plant Decant Tank Bypass Pump		Stansbury	2027
20975.0	WWTP 100mm Flowmeter	Port Vincent Wastewater Treatment Plant Incoming Flowmeter		Port Vincent	2027
21294.0	Channel Aerator 2.2kW Type	Point Turton Wastewater Treatment Plant 1 Aerator 2		Point Turton	2027
20641.0	Submersible pump 1.3-1.9kW	Hardwicke Bay Pump Station 5 Pump 1	Northshore Road	Hardwicke Bay	2027
21246.0	Channel Aerator 2.2kW Type	Hardwicke Bay Wastewater Treatment Plant Aerator 2		Hardwicke Bay	2027

Asset ID	Category	Asset Name	From	To	Year
21245.0	Channel Aerator 2.2kW Type	Hardwicke Bay Wastewater Treatment Plant Aerator 1		Hardwicke Bay	2027
21268.0	Channel Aerator 2.2kW Type	Sultana Point Wastewater Treatment Plant Aerator 2		Sultana Point	2027
20830.0	Electrical Fittings Type	Ardrossan Wastewater Treatment Plant Building Electrical Fittings		Ardrossan	2027
20897.0	Chlorine Dosing Pump and Meter Type	Maitland Wastewater Treatment Plant Chlorine Dosing Pump and Meter 2		Maitland	2027
20727.0	Submersible pump 1.3-1.9kW	Maitland Pump Station 1 Pump 2	South Terrace	Maitland	2027
20518.0	Submersible pump 3.0-4.0kW	Yorke town Pump Station 1 Pump 1	Warooka Road	Yorke town	2027
20519.0	Submersible pump 3.0-4.0kW	Yorke town Pump Station 1 Pump 2	Warooka Road	Yorke town	2027
20654.0	50mm Gate Valve	Port Victoria Jetty Pump Station 1 Gate Valve	Jetty Carpark	Port Victoria	2027
21240.0	WWTP 50mm Flowmeter	Point Turton Wastewater Treatment Plant 1 Irrigation Flowmeter		Point Turton	2027
20858.0	Chlorine Dosing Pump and Meter Type	Ardrossan Wastewater Treatment Plant Chlorine Dosing Pump and Meter 2		Ardrossan	2027
20562.0	Submersible pump 1.3-1.9kW	Hardwicke Bay Pump Station 1 Pump 2	Cutline Road	Hardwicke Bay	2027
20977.0	WWTP PLC Controls Type	Port Vincent Wastewater Treatment Plant PLC Controls		Port Vincent	2027
21176.0	WWTP PLC Controls Type	Point Turton Wastewater Treatment Plant 2 PLC Controls		Point Turton	2027
37306.0	PS Program Logic Control	Vincent Rise Pump Station 4 PLC	Ventnor Street	Port Vincent	2027

Asset ID	Category	Asset Name	From	To	Year
37329.0	PS Program Logic Control	Chinaman Wells Pump Station 1 PLC	Chinaman Wells Road - Southern	Chinaman Wells	2027
37345.0	WWTP Small VSD	Chinaman Wells Wastewater Treatment Plant VSD		Chinaman Wells	2027
37327.0	PS Program Logic Control	Port Victoria Pump Station 3 PLC	Songvaar Road	Port Victoria	2027
37336.0	WWTP Large VSD	Ardrossan Wastewater Treatment Plant VSD		Ardrossan	2027
37347.0	WWTP HMI Unit	Point Turton Wastewater Treatment Plant 2 HMI Unit		Point Turton	2027
37291.0	PS HMI Unit	Maitland Pump Station 1 HMI Unit	South Terrace	Maitland	2027
37292.0	PS HMI Unit	Chinaman Wells Pump Station 2 HMI Unit	Chinaman Wells Road - Northern	Chinaman Wells	2027
37343.0	WWTP HMI Unit	Port Victoria Wastewater Treatment Plant HMI Unit		Port Victoria	2027
37344.0	WWTP HMI Unit	Chinaman Wells Wastewater Treatment Plant HMI Unit		Chinaman Wells	2027
37268.0	PS Variable Speed Drive	Hardwicke Bay Pump Station 5 Variable Speed Drive	Northshore Road	Hardwicke Bay	2027
21201.0	Irrigation Pump 2.2kW Type	Port Julia Wastewater Treatment Plant Irrigation Pump 2		Port Julia	2027
21200.0	Irrigation Pump 2.2kW Type	Port Julia Wastewater Treatment Plant Irrigation Pump 1		Port Julia	2027
37323.0	PS Program Logic Control	Hardwicke Bay Pump Station 5 PLC	Northshore Road	Hardwicke Bay	2027
37328.0	PS Program Logic Control	Maitland Pump Station 1 PLC	South Terrace	Maitland	2027
37330.0	PS Program Logic Control	Chinaman Wells Pump Station 2 PLC	Chinaman Wells Road - Northern	Chinaman Wells	2027
21088.0	WWTP PLC Controls Type	Port Victoria Wastewater Treatment Plant PLC Controls		Port Victoria	2027

Asset ID	Category	Asset Name	From	To	Year
20603.0	PS Wireless Alarm System	Port Victoria Jetty Pump Station 1 Alarm System	Jetty Carpark	Port Victoria	2027
21238.0	Irrigation Pump 2.2kW Type	Point Turton Wastewater Treatment Plant 1 Irrigation Pump 2		Point Turton	2027
21239.0	Irrigation Flow Switch Type	Point Turton Wastewater Treatment Plant 1 Irrigation Pump Flow Switches		Point Turton	2027
21083.0	Irrigation Pump 5.5kW Type	Port Victoria Wastewater Treatment Plant Irrigation Pump 1		Port Victoria	2027
20548.0	Submersible pump 6.0-7.4kW	Yorke town Pump Station 6 Pump 2	Memorial Drive	Yorke town	2027
21237.0	Irrigation Pump 2.2kW Type	Point Turton Wastewater Treatment Plant 1 Irrigation Pump 1		Point Turton	2027
21285.0	Irrigation Pump 2.2kW Type	Foul Bay Wastewater Treatment Plant Irrigation Pump 1		Foul Bay	2027
20842.0	Decant Pump 22kW Type	Ardrossan Wastewater Treatment Plant Emergency Bypass Decant Pump 2		Ardrossan	2027
21139.0	WWTP 50mm Gate Valve	Port Victoria Wastewater Treatment Plant Gate Valves 50mm PE		Port Victoria	2027
21084.0	Irrigation Pump 5.5kW Type	Port Victoria Wastewater Treatment Plant Irrigation Pump 2		Port Victoria	2027
21286.0	Irrigation Pump 2.2kW Type	Foul Bay Wastewater Treatment Plant Irrigation Pump 2		Foul Bay	2027
21292.0	Electrical Fittings Type	Point Turton Wastewater Treatment Plant 1 Building Electrical Fittings		Point Turton	2027

Asset ID	Category	Asset Name	From	To	Year
21598.0	WWTP Electrical Cabling	Point Turton Wastewater Treatment Plant 1 Electrical Cabling		Point Turton	2027
21130.0	Electrical Fittings Type	Port Victoria Wastewater Treatment Plant Building Electrical Fittings		Port Victoria	2027
21058.0	WAS Pump 1.2-1.9kW Type	Bluff Beach Wastewater Treatment Plant WAS Pump		Bluff Beach	2027
21296.0	WWTP 50mm Non-Return Valve	Point Turton Wastewater Treatment Plant 1 Non-Return Valves		Point Turton	2027
21080.0	WWTP 50mm Non-Return Valve	Port Victoria Wastewater Treatment Plant Non-Return Valves 50mm PE		Port Victoria	2027
21124.0	Ventilation Fan	Bluff Beach Wastewater Treatment Plant Ventilation Fan		Bluff Beach	2027
21307.0	Decant Pump 0.9-1.2kW Type	Hardwicke Bay Wastewater Treatment Plant Decant Pump		Hardwicke Bay	2027
21242.0	WWTP Alarm System Landline Type	Point Turton Wastewater Treatment Plant 1 Alarm System		Point Turton	2027
21297.0	WWTP 50mm Gate Valve	Point Turton Wastewater Treatment Plant 1 Gate Valves		Point Turton	2027
21045.0	WWTP 100mm Flowmeter	Yorke town Wastewater Treatment Plant Incoming Flowmeter		Yorke town	2027
21295.0	Channel Aerator 2.2kW Type	Point Turton Wastewater Treatment Plant 1 Aerator 3		Point Turton	2027
21293.0	Channel Aerator 2.2kW Type	Point Turton Wastewater Treatment Plant 1 Aerator 1		Point Turton	2027
21077.0	Aerator 4kW Type	Port Victoria Wastewater Treatment Plant Aerator 1		Port Victoria	2027

Asset ID	Category	Asset Name	From	To	Year
21102.0	WWTP PLC Controls Type	Chinaman Wells Wastewater Treatment Plant PLC Controls		Chinaman Wells	2027
20841.0	Decant Pump 22kW Type	Ardrossan Wastewater Treatment Plant Emergency Bypass Decant Pump 1		Ardrossan	2027
21078.0	Aerator 4kW Type	Port Victoria Wastewater Treatment Plant Aerator 2		Port Victoria	2027
21275.0	WWTP 50mm Gate Valve	Sultana Point Wastewater Treatment Plant Gate Valves		Sultana Point	2027
21211.0	Channel Aerator 2.2kW Type	Sultana Point Wastewater Treatment Plant Aerator 1		Sultana Point	2027
37270.0	PS Variable Speed Drive	Chinaman Wells Pump Station 2 Variable Speed Drive	Chinaman Wells Road - Northern	Chinaman Wells	2027
37269.0	PS Variable Speed Drive	Chinaman Wells Pump Station 1 Variable Speed Drive	Chinaman Wells Road - Southern	Chinaman Wells	2027
21198.0	WWTP 50mm Gate Valve	Port Julia Wastewater Treatment Plant Gate Valves		Port Julia	2028
21060.0	Decant Pump 2.2kW Type	Bluff Beach Wastewater Treatment Plant Decant Pump 2		Bluff Beach	2028
21069.0	WWTP PLC Controls Type	Bluff Beach Wastewater Treatment Plant PLC Controls		Bluff Beach	2028
20718.0	PS Wireless Alarm System	Chinaman Wells Pump Station 2 Alarm System	Chinaman Wells Road - Northern	Chinaman Wells	2028
21059.0	Decant Pump 2.2kW Type	Bluff Beach Wastewater Treatment Plant Decant Pump 1		Bluff Beach	2028
21196.0	Channel Aerator 2.2kW Type	Port Julia Wastewater Treatment Plant Aerator 2		Port Julia	2028
21197.0	WWTP 50mm Non-Return Valve	Port Julia Wastewater Treatment Plant Non-Return Valves		Port Julia	2028

Asset ID	Category	Asset Name	From	To	Year
21199.0	WWTP 50mm Ball Valve	Port Julia Wastewater Treatment Plant Ball Valves		Port Julia	2028
21261.0	WWTP Small Primary Switchboard	Port Julia Wastewater Treatment Plant Switchboard		Port Julia	2028
20531.0	PS Switchboard	Yorke town Pump Station 3 Switchboard & Meter Box	David Street	Yorke town	2028
20931.0	Irrigation Pump 4kW Type	Black Point Wastewater Treatment Plant Irrigation Pump 1		Black Point	2028
21075.0	Decant Pump 0.9-1.2kW Type	Port Victoria Wastewater Treatment Plant Decant Tank Bypass Pump		Port Victoria	2028
21041.0	Chlorine Dosing Pump and Meter Type	Yorke town Wastewater Treatment Plant Chlorine Dosing Pump and Meter 2		Yorke town	2028
21086.0	WWTP 80mm Flowmeter	Port Victoria Wastewater Treatment Plant Incoming Flowmeter		Port Victoria	2028
21014.0	WWTP PLC Controls Type	Stansbury Wastewater Treatment Plant PLC Controls		Stansbury	2028
21091.0	WAS Pump 1.2-1.9kW Type	Chinaman Wells Wastewater Treatment Plant WAS Pump		Chinaman Wells	2028
21008.0	Chlorine Dosing Pump and Meter Type	Stansbury Wastewater Treatment Plant Chlorine Dosing Pump and Meter 1		Stansbury	2028
21600.0	WWTP Electrical Cabling	Port Julia Wastewater Treatment Plant Electrical Cabling		Port Julia	2028
21312.0	WWTP 50mm Flowmeter	Hardwicke Bay Wastewater Treatment Plant Irrigation Flowmeters		Hardwicke Bay	2028
21195.0	Channel Aerator 2.2kW Type	Port Julia Wastewater Treatment Plant Aerator 1		Port Julia	2028

Asset ID	Category	Asset Name	From	To	Year
21147.0	WWTP PLC Controls Type	Port Victoria Wastewater Treatment Plant Irrigation Controls		Port Victoria	2028
20533.0	PS Wireless Alarm System	Yorke town Pump Station 3 Alarm System	David Street	Yorke town	2028
21140.0	WWTP 80mm Gate Valve	Port Victoria Wastewater Treatment Plant Gate Valves 80mm Cast Iron		Port Victoria	2028
35671.0	PS Wireless Alarm System	Stansbury Pump Station 5 Alarm System	Anzac Parade	Stansbury	2028
35720.0	PS Wireless Alarm System	Point Turton Pump Station 2 Alarm System	Bayview Road	Point Turton	2028
21202.0	Irrigation Flow Switch Type	Port Julia Wastewater Treatment Plant Irrigation Pump Flow Switches		Port Julia	2028
37326.0	PS Program Logic Control	Port Victoria Pump Station 2 PLC	Davies Road	Port Victoria	2028
21192.0	WWTP 50mm Flowmeter	Rogues Point Wastewater Treatment Plant Irrigation Flowmeter		Rogues Point	2028
21203.0	WWTP 50mm Flowmeter	Port Julia Wastewater Treatment Plant Irrigation Flowmeter		Port Julia	2028
37304.0	PS Program Logic Control	Port Vincent Caravan Park Pump Station 2 PLC	within caravan pk	Port Vincent	2028
20530.0	PS Mild Steel Control Cabinet	Yorke town Pump Station 3 Control Cabinet	David Street	Yorke town	2028
21255.0	Electrical Fittings Type	Port Julia Wastewater Treatment Plant Building Electrical Fittings		Port Julia	2028
20568.0	Submersible pump 1.3-1.9kW	Hardwicke Bay Pump Station 2 Pump 2	Southshore Road	Hardwicke Bay	2028

Asset ID	Category	Asset Name	From	To	Year
20361.0	PS Basic Level Control	Port Vincent Caravan Park Pump Station 1 Level Control	within caravan pk	Port Vincent	2028
21266.0	Electrical Fittings Type	Sultana Point Wastewater Treatment Plant Building 1 Electrical Fittings		Sultana Point	2028
21009.0	Chlorine Dosing Pump and Meter Type	Stansbury Wastewater Treatment Plant Chlorine Dosing Pump and Meter 2		Stansbury	2028
21016.0	Rainwater Tank Pressure Pump Type	Stansbury Wastewater Treatment Plant Rainwater Tank Pressure Pump		Stansbury	2028
21074.0	Decant Pump 3.1-3.5kW Type	Port Victoria Wastewater Treatment Plant Decant Pump 2		Port Victoria	2028
21040.0	Chlorine Dosing Pump and Meter Type	Yorke town Wastewater Treatment Plant Chlorine Dosing Pump and Meter 1		Yorke town	2028
20988.0	WAS Pump 2.0-2.6kW Type	Stansbury Wastewater Treatment Plant WAS Pump		Stansbury	2028
21288.0	WWTP 50mm Flowmeter	Foul Bay Wastewater Treatment Plant Irrigation Flowmeter		Foul Bay	2028
20989.0	Decant Pump 3.1-3.5kW Type	Stansbury Wastewater Treatment Plant Decant Pump 1		Stansbury	2028
20990.0	Decant Pump 3.1-3.5kW Type	Stansbury Wastewater Treatment Plant Decant Pump 2		Stansbury	2028
20942.0	WWTP PLC Controls Type	Black Point Wastewater Treatment Plant PLC Controls		Black Point	2028
20883.0	WWTP Advanced Level Regulator	Maitland Wastewater Treatment Plant Level Regulators		Maitland	2028

Asset ID	Category	Asset Name	From	To	Year
20567.0	Submersible pump 1.3-1.9kW	Hardwicke Bay Pump Station 2 Pump 1	Southshore Road	Hardwicke Bay	2028
20921.0	WWTP Advanced Level Regulator	Black Point Wastewater Treatment Plant Level Regulators		Black Point	2028
20343.0	50mm Gate Valve	Black Point Pump Station 3 Gate Valve	Outlook Road	Black Point	2028
20452.0	50mm Gate Valve	Stansbury Pump Station 4 Gate Valve	Oyster Point Drive	Stansbury	2028
20453.0	50mm Check Valve	Stansbury Pump Station 4 Check Valve	Oyster Point Drive	Stansbury	2028
20410.0	PS Switchboard	Pt Julia Pump Station 1 Switchboard & Meter Box	Jetty Road	Port Julia	2028
20446.0	50mm Check Valve	Stansbury Pump Station 3 Check Valve	Oyster Point Drive	Stansbury	2028
20447.0	50mm Check Valve	Stansbury Pump Station 3 Check Valve	Oyster Point Drive	Stansbury	2028
20956.0	Decant Pump 3.1-3.5kW Type	Port Vincent Wastewater Treatment Plant Decant Pump 1		Port Vincent	2028
20957.0	Decant Pump 3.1-3.5kW Type	Port Vincent Wastewater Treatment Plant Decant Pump 2		Port Vincent	2028
20409.0	PS Stainless Steel/Aluminium Control Cabinet	Pt Julia Pump Station 1 Control Cabinet	Jetty Road	Port Julia	2028
20700.0	PS Wireless Alarm System	Maitland Pump Station 2 Alarm System	Clinton Road	Maitland	2028
20284.0	PS Wireless Alarm System	Hogarth Street Pump Station Alarm System	Hogarth street	Ardrossan	2028
20369.0	Submersible pump 2.0-2.4kW	Port Vincent Caravan Park Pump Station 2 Pump 2	within caravan pk	Port Vincent	2028
20328.0	Submersible pump 4.4kW	Black Point Pump Station 2 Pump 3	Black Point Drive	Black Point	2028

Asset ID	Category	Asset Name	From	To	Year
20380.0	Submersible pump 6.0-7.4kW	Pt Vincent Marina Pump Station 3 Pump 1	Marina Drive	Port Vincent	2028
20344.0	50mm Check Valve	Black Point Pump Station 3 Check Valve	Outlook Road	Black Point	2028
20368.0	Submersible pump 2.0-2.4kW	Port Vincent Caravan Park Pump Station 2 Pump 1	within caravan pk	Port Vincent	2028
20341.0	Submersible pump 0.9-1.2kW	Black Point Pump Station 3 Pump 1	Outlook Road	Black Point	2029
20262.0	Submersible pump 1.3-1.9kW	Ardrossan Jetty Carpark Pump Station Overflow Chamber 1 Pump 1	Jetty carpark	Ardrossan	2029
20326.0	Submersible pump 4.4kW	Black Point Pump Station 2 Pump 1	Black Point Drive	Black Point	2029
20356.0	Submersible pump 6.0-7.4kW	Port Vincent Caravan Park Pump Station 1 Pump 3	within caravan pk	Port Vincent	2029
20381.0	Submersible pump 6.0-7.4kW	Pt Vincent Marina Pump Station 3 Pump 2	Marina Drive	Port Vincent	2029
20354.0	Submersible pump 6.0-7.4kW	Port Vincent Caravan Park Pump Station 1 Pump 1	within caravan pk	Port Vincent	2029
20355.0	Submersible pump 6.0-7.4kW	Port Vincent Caravan Park Pump Station 1 Pump 2	within caravan pk	Port Vincent	2029
20387.0	PS Wireless Alarm System	Pt Vincent Marina Pump Station 3 Alarm System	Marina Drive	Port Vincent	2029
20342.0	Submersible pump 0.9-1.2kW	Black Point Pump Station 3 Pump 2	Outlook Road	Black Point	2029
20495.0	PS Wireless Alarm System	Yorke town Pump Station 6 Alarm System	Memorial Drive	Yorke town	2029
20887.0	WWTP 50mm Non-Return Valve	Maitland Wastewater Treatment Plant Non-Return Valve		Maitland	2029
19763.0	Air Valve	Air Valve (Yorke-CWMS-N02533) in Chapman Road	Chapman Road	Rogues Point	2029

Asset ID	Category	Asset Name	From	To	Year
20955.0	WAS Pump 1.2-1.9kW Type	Port Vincent Wastewater Treatment Plant WAS Pump		Port Vincent	2029
20869.0	Electrical Fittings Type	Maitland Wastewater Treatment Plant Building Electrical Fittings		Maitland	2029
21194.0	WWTP PLC Controls Type	Rogues Point Wastewater Treatment Plant PLC Controls		Rogues Point	2029
37340.0	WWTP HMI Unit	Stansbury Wastewater Treatment Plant HMI Unit		Stansbury	2029
37348.0	WWTP HMI Unit	Rogues Point Wastewater Treatment Plant HMI Unit		Rogues Point	2029
37338.0	WWTP HMI Unit	Black Point Wastewater Treatment Plant HMI Unit		Black Point	2029
21174.0	WWTP 80mm Flowmeter	Point Turton Wastewater Treatment Plant 2 Incoming Flowmeter		Point Turton	2029
20889.0	WWTP 100mm Non-Return Valve	Maitland Wastewater Treatment Plant Non-Return Valves 100mm Cast Iron		Maitland	2029
20556.0	PS Wireless Alarm System	Point Turton Pump Station 1 Alarm System	at WWTP	Point Turton	2029
21107.0	Aerator 4kW Type	Point Turton Wastewater Treatment Plant 2 Aerator 3		Point Turton	2029
20722.0	PS Wireless Alarm System	Balgowan Pump Station 1 Alarm System	Esplanade	Balgowan	2029
21178.0	Decant Pump 0.9-1.2kW Type	Rogues Point Wastewater Treatment Plant Decant Pump		Rogues Point	2029
21168.0	WAS Pump 3.0-4.4kW Type	Point Turton Wastewater Treatment Plant 2 WAS Pump		Point Turton	2029
21318.0	Electrical Fittings Type	Balgowan Wastewater Treatment Plant Building Electrical Fittings		Balgowan	2029

Asset ID	Category	Asset Name	From	To	Year
21244.0	Electrical Fittings Type	Hardwicke Bay Wastewater Treatment Plant Building Electrical Fittings		Hardwicke Bay	2029
21110.0	WWTP 50mm Non-Return Valve	Point Turton Wastewater Treatment Plant 2 Non-Return Valves		Point Turton	2029
21115.0	Electrical Fittings Type	Rogues Point Wastewater Treatment Plant Building Electrical Fittings		Rogues Point	2029
21012.0	WWTP 100mm Flowmeter	Stansbury Wastewater Treatment Plant Incoming Flowmeter		Stansbury	2029
21067.0	WWTP 50mm Flowmeter	Bluff Beach Wastewater Treatment Plant Irrigation Flowmeter		Bluff Beach	2029
21331.0	Irrigation Flow Switch Type	Balgowan Wastewater Treatment Plant Irrigation Pump Flow Switches		Balgowan	2029
21332.0	WWTP 50mm Flowmeter	Balgowan Wastewater Treatment Plant Irrigation Flowmeter		Balgowan	2029
21277.0	WWTP PLC Controls Type	Sultana Point Wastewater Treatment Plant PLC Controls		Sultana Point	2029
21109.0	RAS Pump 3.0-4.4kW Type	Point Turton Wastewater Treatment Plant 2 RAS Pump		Point Turton	2029
21111.0	WWTP 50mm Gate Valve	Point Turton Wastewater Treatment Plant 2 Gate Valves		Point Turton	2029
21146.0	WWTP Alarm System Wireless Type	Port Victoria Wastewater Treatment Plant Alarm System		Port Victoria	2029
21108.0	Aerator 4kW Type	Point Turton Wastewater Treatment Plant 2 Aerator 4		Point Turton	2029
21112.0	WWTP 225mm Gate Valve Electrical Operation Type	Point Turton Wastewater Treatment Plant 2 Gate Valve		Point Turton	2029

Asset ID	Category	Asset Name	From	To	Year
21209.0	Decant Pump 0.9-1.2kW Type	Sultana Point Wastewater Treatment Plant Decant Pump		Sultana Point	2029
21591.0	WWTP Electrical Cabling	Balgowan Wastewater Treatment Plant Electrical Cabling		Balgowan	2029
21213.0	WWTP 40mm-80mm Filter	Sultana Point Wastewater Treatment Plant Filters		Sultana Point	2030
21210.0	WWTP Basic Level Regulator	Sultana Point Wastewater Treatment Plant Level Regulators		Sultana Point	2030
21212.0	WWTP 50mm Ball Valve	Sultana Point Wastewater Treatment Plant Ball Valves		Sultana Point	2030
21670.0	Decant Pump 3.1-3.5kW Type	Port Victoria Wastewater Treatment Plant Decant Pump 1		Port Victoria	2030
21179.0	WWTP Advanced Level Regulator	Rogues Point Wastewater Treatment Plant Level Regulator		Rogues Point	2030
37276.0	PS HMI Unit	Bridge Road Pump Station HMI Unit	Bridge road	Ardrossan	2030
20547.0	Submersible pump 6.0-7.4kW	Yorke town Pump Station 6 Pump 1	Memorial Drive	Yorke town	2030
21085.0	WWTP 50mm Flowmeter	Port Victoria Wastewater Treatment Plant Irrigation Flowmeter		Port Victoria	2030
21050.0	WWTP Alarm System Wireless Type	Yorke town Wastewater Treatment Plant Alarm System		Yorke town	2030
21145.0	Chlorine Dosing Pump and Meter Type	Port Victoria Wastewater Treatment Plant Chlorine Dosing Pump and Meter 1		Port Victoria	2030
21161.0	Chlorine Dosing Pump and Meter Type	Chinaman Wells Wastewater Treatment Plant Chlorine Dosing Pump and Meter 1		Chinaman Wells	2030

Asset ID	Category	Asset Name	From	To	Year
21097.0	Chlorine Dosing Pump and Meter Type	Chinaman Wells Wastewater Treatment Plant Chlorine Dosing Pump and Meter 2		Chinaman Wells	2030
21065.0	Chlorine Dosing Pump and Meter Type	Bluff Beach Wastewater Treatment Plant Chlorine Dosing Pump and Meter 2		Bluff Beach	2030
21129.0	Chlorine Dosing Pump and Meter Type	Bluff Beach Wastewater Treatment Plant Chlorine Dosing Pump and Meter 1		Bluff Beach	2030
21186.0	WWTP 50mm Ball Valve	Rogues Point Wastewater Treatment Plant Ball Valves		Rogues Point	2030
21169.0	WWTP Advanced Level Regulator	Point Turton Wastewater Treatment Plant 2 Level Regulators		Point Turton	2030
21314.0	WWTP PLC Controls Type	Hardwicke Bay Wastewater Treatment Plant PLC Controls		Hardwicke Bay	2030
20617.0	PS Wireless Alarm System	Hardwicke Bay Pump Station 1 Alarm System	Cutline Road	Hardwicke Bay	2030
20586.0	PS Wireless Alarm System	Hardwicke Bay Pump Station 4 Alarm System	Northshore Road	Hardwicke Bay	2030
20538.0	PS Wireless Alarm System	Yorke town Pump Station 4 Alarm System	Waterloo Bay Road	Yorke town	2030
20623.0	PS Wireless Alarm System	Hardwicke Bay Pump Station 2 Alarm System	Southshore Road	Hardwicke Bay	2030
37333.0	PS Program Logic Control	Maitland Pump Station 3 PLC	at WWTP	Maitland	2030
21214.0	Irrigation Pump 2.2kW Type	Sultana Point Wastewater Treatment Plant Irrigation Pump 1		Sultana Point	2030
21215.0	Irrigation Pump 2.2kW Type	Sultana Point Wastewater Treatment Plant Irrigation Pump 2		Sultana Point	2030
37712.0	PS Wireless Alarm System	Port Julia Pump Station 2 Alarm System		Port Julia	2030

Asset ID	Category	Asset Name	From	To	Year
21170.0	Chlorine Dosing Pump and Meter Type	Point Turton Wastewater Treatment Plant 2 Chlorine Dosing Pump and Meter		Point Turton	2030
37341.0	WWTP HMI Unit	Bluff Beach Wastewater Treatment Plant HMI Unit		Bluff Beach	2030
37356.0	WWTP HMI Unit	Maitland Wastewater Treatment Plant HMI Unit		Maitland	2030
37298.0	PS Program Logic Control	Bridge Road Pump Station PLC	Bridge road	Ardrossan	2030
21235.0	Decant Pump 0.9-1.2kW Type	Point Turton Wastewater Treatment Plant 1 Decant Pump		Point Turton	2030
20476.0	50mm Gate Valve	Yorke town Pump Station 3 Gate Valve	David Street	Yorke town	2030
20940.0	Air Compressor Medium Type	Black Point Wastewater Treatment Plant Air Compressor		Black Point	2030
20436.0	PS Basic Level Control	Stansbury Pump Station 2 Level Control	Oyster Court	Stansbury	2030
20894.0	Tank Mixer Type	Maitland Wastewater Treatment Plant Buffer Tank Mixer		Maitland	2030
20554.0	50mm Magflo Flowmeter	Point Turton Pump Station 1 Flow Meter	at WWTP	Point Turton	2030
20688.0	Submersible pump 1.3-1.9kW	Balgowan Pump Station 1 Pump 2	Esplanade	Balgowan	2030
20705.0	Submersible pump 1.3-1.9kW	Maitland Pump Station 3 Pump 1	at WWTP	Maitland	2030
20706.0	Submersible pump 1.3-1.9kW	Maitland Pump Station 3 Pump 2	at WWTP	Maitland	2030
20741.0	PS Basic Level Control	Maitland Pump Station 3 Level Control	at WWTP	Maitland	2030
21270.0	Channel Aerator 2.2kW Type	Sultana Point Wastewater Treatment Plant Aerator 4		Sultana Point	2030

Asset ID	Category	Asset Name	From	To	Year
20974.0	WWTP 50mm Flowmeter	Port Vincent Wastewater Treatment Plant Irrigation Flowmeter		Port Vincent	2030
21251.0	WWTP 50mm Ball Valve	Hardwicke Bay Wastewater Treatment Plant Ball Valves		Hardwicke Bay	2030
21276.0	WWTP 50mm Ball Valve	Sultana Point Wastewater Treatment Plant Ball Valves		Sultana Point	2030
21092.0	Decant Pump 3.1-3.5kW Type	Chinaman Wells Wastewater Treatment Plant Circulation Pump		Chinaman Wells	2030
20910.0	Electrical Fittings Type	Black Point Wastewater Treatment Plant Building Electrical Fittings		Black Point	2030
20935.0	Chlorine Dosing Pump and Meter Type	Black Point Wastewater Treatment Plant Chlorine Dosing Pump and Meter 1		Black Point	2030
20936.0	Chlorine Dosing Pump and Meter Type	Black Point Wastewater Treatment Plant Chlorine Dosing Pump and Meter 2		Black Point	2030
21273.0	Channel Aerator 2.2kW Type	Sultana Point Wastewater Treatment Plant Aerator 7		Sultana Point	2030
20597.0	PS Basic Level Control	Bluff Beach Pump Station 1 Level Control	Edwards Street	Bluff Beach	2030
20315.0	Submersible pump 1.3-1.9kW	Black Point Pump Station 1 Pump 2	Black Point Drive	Black Point	2030
20648.0	Submersible pump 1.3-1.9kW	Bluff Beach Pump Station 1 Pump 2	Edwards Street	Bluff Beach	2030
21271.0	Channel Aerator 2.2kW Type	Sultana Point Wastewater Treatment Plant Aerator 5		Sultana Point	2030
21272.0	Channel Aerator 2.2kW Type	Sultana Point Wastewater Treatment Plant Aerator 6		Sultana Point	2030
20374.0	PS Basic Level Control	Port Vincent Caravan Park Pump Station 2 Level Control	within caravan pk	Port Vincent	2030

Asset ID	Category	Asset Name	From	To	Year
20960.0	WWTP Basic Level Regulator	Port Vincent Wastewater Treatment Plant Level Regulators		Port Vincent	2030
20907.0	Rainwater Tank Pressure Pump Type	Maitland Wastewater Treatment Plant Rainwater Tank Pressure Pump		Maitland	2030
20687.0	Submersible pump 1.3-1.9kW	Balgowan Pump Station 1 Pump 1	Esplanade	Balgowan	2030
20477.0	50mm Check Valve	Yorke town Pump Station 3 Check Valve	David Street	Yorke town	2030
20348.0	PS Wireless Alarm System	Black Point Pump Station 3 Alarm System	Outlook Road	Black Point	2030
20412.0	PS Wireless Alarm System	Pt Julia Pump Station 1 Alarm System	Jetty Road	Port Julia	2030
20290.0	Submersible pump (unknown size)	Bridge Road Pump Station Pump 2	Bridge road	Ardrossan	2030
20289.0	Submersible pump (unknown size)	Bridge Road Pump Station Pump 1	Bridge road	Ardrossan	2030
20327.0	Submersible pump 4.4kW	Black Point Pump Station 2 Pump 2	Black Point Drive	Black Point	2030
20259.0	PS Wireless Alarm System	Ardrossan Jetty Carpark Pump Station Alarm System	Jetty carpark	Ardrossan	2030

Appendix E Disposal Summary

At this stage Point Turton WWTP No 1 is the only CWMS asset that has been identified for future disposal but the budget to do this has not been costed by staff.

DRAFT

Appendix F Budget Summary by Lifecycle Activity

The following budget summary is based on the Yorke Peninsula Council 2020/21 Budget and the Long Term Financial Plan 2021-2030. Budget summary costs are shown in 2020/21 dollar values.


Table F1 – Budget Summary by Lifecycle Activity

Year	Acquisition	Operation	Maintenance	Current LTFP Renewal Budget*	Disposal	Total
2021	\$41,000	\$360,000	\$433,000	\$112,000	\$0	\$946,000
2022	\$0	\$360,000	\$433,000	\$62,000	\$0	\$855,000
2023	\$0	\$360,000	\$433,000	\$49,000	\$0	\$842,000
2024	\$0	\$360,000	\$433,000	\$77,000	\$0	\$870,000
2025	\$0	\$360,000	\$433,000	\$368,000	\$0	\$1,161,000
2026	\$0	\$360,000	\$433,000	\$81,000	\$0	\$874,000
2027	\$0	\$360,000	\$433,000	\$201,000	\$0	\$994,000
2028	\$0	\$360,000	\$433,000	\$181,000	\$0	\$974,000
2029	\$0	\$360,000	\$433,000	\$172,000	\$0	\$965,000
2030	\$0	\$360,000	\$433,000	\$79,000	\$0	\$872,000
2031	\$0	\$360,000	\$433,000	\$138,200	\$0	\$931,200
2032	\$0	\$360,000	\$433,000	\$138,200	\$0	\$931,200
2033	\$0	\$360,000	\$433,000	\$138,200	\$0	\$931,200
2034	\$0	\$360,000	\$433,000	\$138,200	\$0	\$931,200
2035	\$0	\$360,000	\$433,000	\$138,200	\$0	\$931,200
2036	\$0	\$360,000	\$433,000	\$138,200	\$0	\$931,200
2037	\$0	\$360,000	\$433,000	\$138,200	\$0	\$931,200
2038	\$0	\$360,000	\$433,000	\$138,200	\$0	\$931,200
2039	\$0	\$360,000	\$433,000	\$138,200	\$0	\$931,200
2040	\$0	\$360,000	\$433,000	\$138,200	\$0	\$931,200

Note * Years 2031-2040 are the average of the first 10 years Current LTFP Renewal Budget figures

Appendix G Community Wastewater Management Scheme (CWMS) Network Maps

Legend

Community Wastewater Management Scheme (CWMS)	
	CWMS Pipe (Gravity Main, House Connection & Rising Main)



Chinaman Wells



Edithburgh



Foul Bay



Hardwicke Bay



Maitland



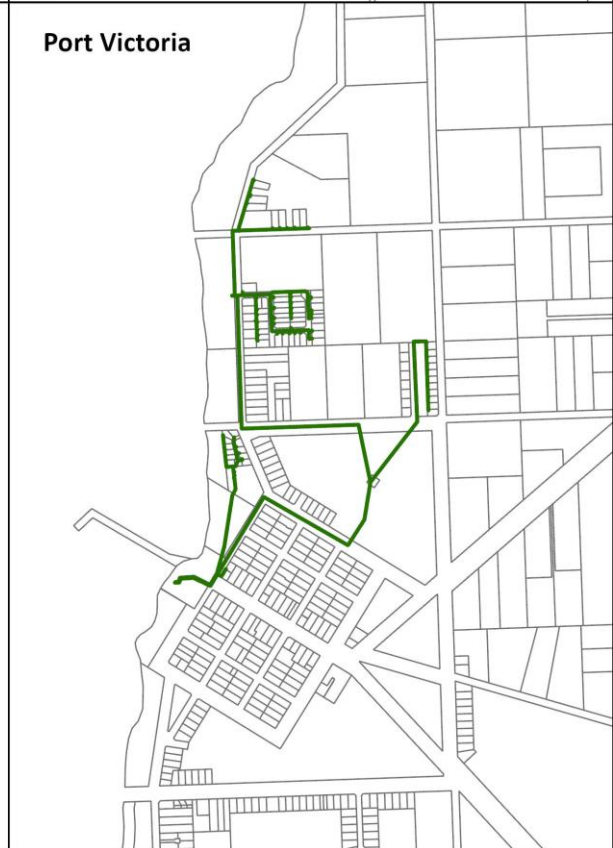
Point Turton



Port Julia



Port Victoria



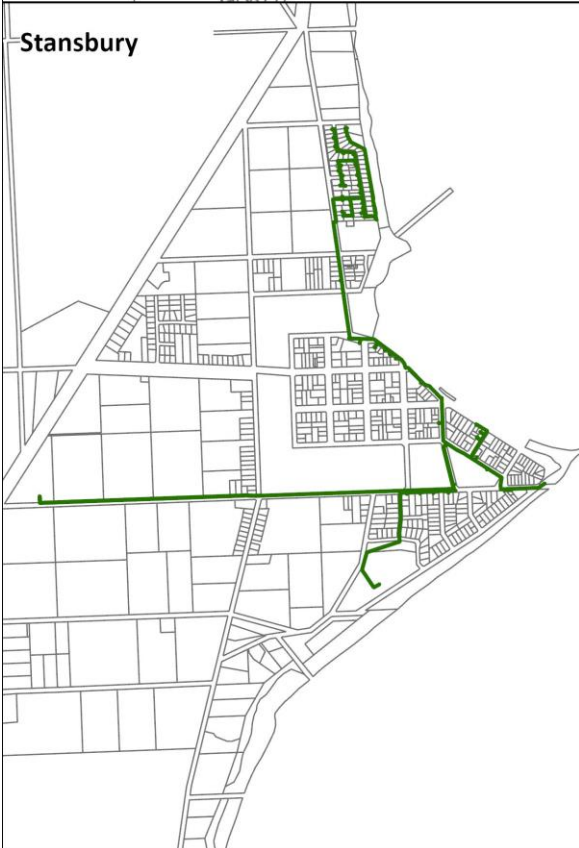
Port Vincent



Rogues Point



Stansbury



Sultana Point



