

# YOUR RATES EXPLAINED

Property rates are Council's main source of revenue. They are used to provide the funds to deliver services and maintain infrastructure required by the community. In determining how rates are applied, Council uses a differential rating system with a fixed charge. Differential rates are applied depending on the use to which the land is put (residential, commercial, primary production, etc). The fixed charge is a declared amount all ratepayers contribute in addition to differential rates which are applied directly against the property capital value.

The rate-in-the-dollar to be applied each year is determined during the annual budget process. Put simply, the differential rate is calculated by dividing the required rates revenue by the total rateable capital value for the Council area, after accounting for the total fixed charge contribution from all properties. Based on the principal use of each property, Council rates properties in six different categories.

The key components of the rating model proposed for 2021/22 are:

- To raise \$19.285m in total general rates (before rebates and remissions) excluding the Landscape levy, waste management, CWMS and water service charges;
- No change to the fixed charge of \$410;
- Compared to 2020/21 rate contribution by ratepayers in the Residential Land use category to decrease by 0.8% while Primary Production will increase by 1.3%, with all other land use categories to remain almost unchanged;
- Adjustments to the 2020/21 differential rates to accommodate the variances in capital values to ensure the required amount of general rate revenue is raised;
  - 0.283790 cents in the dollar (3.07% more than 2020/21) for residential, commercial, industrial, vacant land and other land use categories;
  - 0.134010 cents in the dollar (4.69% less than 2020/21) for primary production;
  - 14,062 total rateable assessments of which 11,923 pay the fixed charge.

## Service Charges for 2021/22

Waste Collection & Recycling: \$217 (3 bin) or \$171 (2 bin)  
 CWMS: \$536 Occupied or \$398 Unoccupied Land

The complete Annual Business Plan can be found on our website at:  
[www.yorke.sa.gov.au](http://www.yorke.sa.gov.au)

# MAYOR'S MESSAGE

Our Council has prepared a 'business as usual' Annual Business Plan focused on delivering community services and investing in the appropriate renewal of our considerable level of community assets.

We are particularly grateful for new grant funding that Council was successful in securing. Council will be investing \$3.2m of funds which will yield a total project investment of \$6.7m for a variety of projects.

Details of all proposed projects are outlined in the 2021/22 Annual Business Plan.

This Plan works towards achieving financial sustainability and compliance with the adopted goals of Council's 2022-2031 Long Term Financial Plan whilst still maintaining consistent levels of service.

# CAPITAL WORKS OVERVIEW



|                               |         |        |
|-------------------------------|---------|--------|
| Transport Infrastructure      | \$7.15M | 45.88% |
| Grant Funded One-Off Projects | \$6.74M | 43.25% |
| Major and Minor Plant         | \$854K  | 5.48%  |
| Caravan Parks                 | \$264K  | 1.69%  |
| Land, Building and Structures | \$165K  | 1.06%  |
| CWMS                          | \$153K  | 0.98%  |
| Other                         | \$123K  | 0.79%  |
| Information Technology        | \$59K   | 0.38%  |
| Stormwater Drainage           | \$50K   | 0.32%  |
| Water Infrastructure          | \$18K   | 0.12%  |
| N/A Furniture and Fittings    | \$8K    | 0.05%  |

NB: Major and minor plant excludes \$263k for trade-ins.

# YOUR RATES AT WORK



**\$14.39M**  
**Roads**



**\$3.56M**  
**Community Assets**



**\$2.53M**  
**Waste Operations**



**\$1.19M**  
**CWMS & Water Schemes**




**\$0.28M**  
**Street Lighting**



**\$0.64M**  
**Footpaths & Stormwater**



**\$0.52M**  
**Foreshore Maintenance**



**\$0.09M**  
**Youth Services**



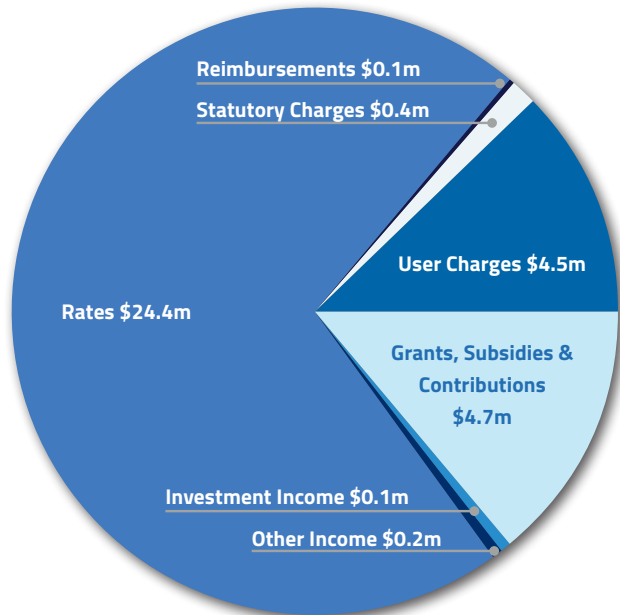
**\$1.72M**  
**Parks & Gardens**



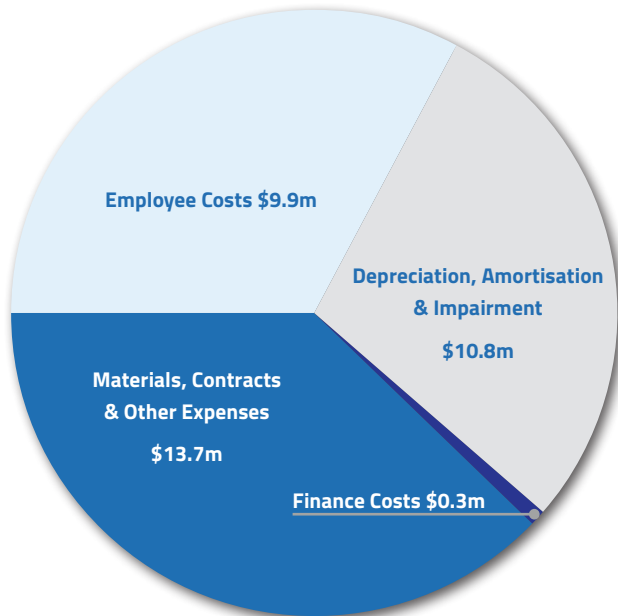
**\$0.80M**  
**Community Support**

# OPERATING BUDGET SUMMARY

## Income



## Expenditure



# Reduce Paper. Make the Switch. Go Electronic.

Sign up to get your rate notice delivered via email today. Not only will you reduce paper, but you will get your notice faster and more conveniently.

Paperless billing is fast becoming the most preferred option.

### Reasons to switch:

- Council cost savings on postage, printing and handling.
- Receive your rates notice faster.
- Reduce the risk of lost mail.

Switching is easy,  
email your request and assessment  
number to [admin@yorke.sa.gov.au](mailto:admin@yorke.sa.gov.au)

## 2021-2022 ANNUAL BUSINESS PLAN SUMMARY



# YORKE PENINSULA COUNCIL



-  [www.yorke.sa.gov.au](http://www.yorke.sa.gov.au)
-  [@YorkePeninsulaCouncil](https://www.facebook.com/YorkePeninsulaCouncil)
-  08 8832 0000
-  [admin@yorke.sa.gov.au](mailto:admin@yorke.sa.gov.au)