

2020/21 ANNUAL REPORT



Yorketown



Stansbury



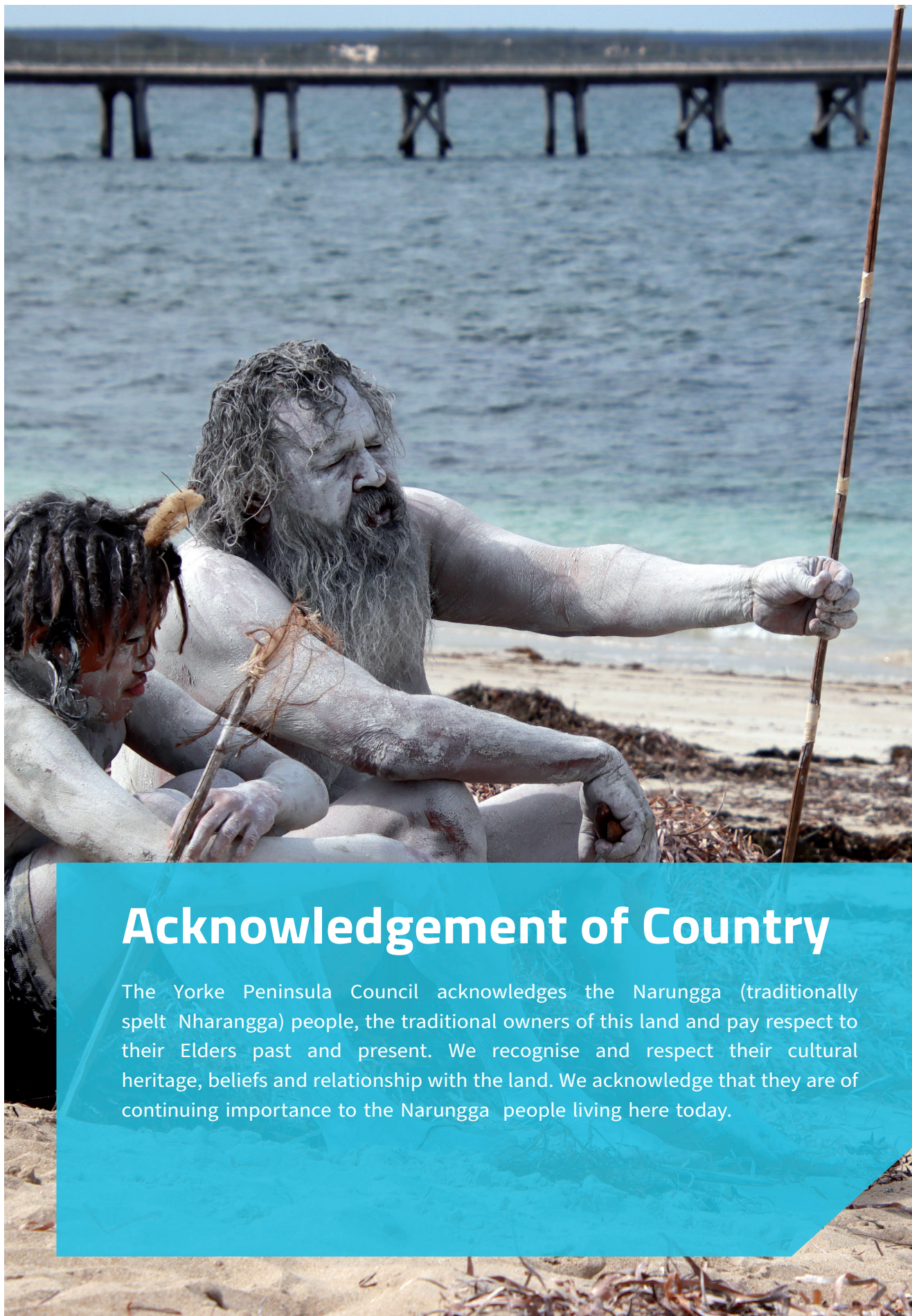
Edithburgh



Coobowie



Agriculturally rich~Naturally beautiful



Acknowledgement of Country


The Yorke Peninsula Council acknowledges the Narungga (traditionally spelt Nharangga) people, the traditional owners of this land and pay respect to their Elders past and present. We recognise and respect their cultural heritage, beliefs and relationship with the land. We acknowledge that they are of continuing importance to the Narungga people living here today.

“Prosperous, diverse and uniquely spectacular - Yorke Peninsula”

Contents

Welcome	1
Message from the Mayor & CEO	2
Our Council & Organisation	4
Our Governance	9
Our People & Culture	15
Our Organisational Highlights	17
Goal 1: Economically Prosperous Peninsula	18
Goal 2: Community Connected through Infrastructure	23
Goal 3: Valued and Restored Environment	26
Goal 4: Community Engaged and Supported	30
Goal 5: Responsible Governance	35
Our Council Performance	40
Financial	41
Capital Projects	45
Strategic Management Plan	49
Appendix 1: Audited Financial Statements	51
Appendix 2: Support Documentation	102
Appendix 3: Legatus Group Annual Report	115




 **Maitland Office:**
(Principal Office)
8 Elizabeth Street
MAITLAND 5573

Minlaton Office:
18 Main Street
MINLATON 5575

Yorke town Office:
15 Edithburgh Road
YORKETOWN 5576

 PO Box 57
MAITLAND SA 5573

 (08) 8832 0000

 admin@yorke.sa.gov.au

 www.yorke.sa.gov.au

 @YorkePeninsulaCouncil

Welcome

The Yorke Peninsula Council covers an area of 5,900 square kilometres, has a distance of approximately 175 kilometres between its northern and southern boundaries, and being a Peninsula, has a varying width east to west averaging approximately 30 kilometres. The Council is unique in comparison to other Local Government Authorities in that it is bordered by sea on three sides and as such has 485 kilometres of coastline.

Yorke Peninsula is the traditional home of the Narungga people who have occupied the area for around 40,000 years.

Yorke Peninsula is known for its rich agricultural history and agriculture will remain for quite sometime as the largest source of employment and economic output on the Peninsula. However, tourism is emerging as an industry that must grow in order to ensure a sustainable future for all.

Council currently maintains three office locations and four works depots.

The Council area boasts both private and public schooling, is serviced by three hospitals (two public, one private) and associated specialist and aged care providers.


A wide range of sporting clubs provide various recreational pursuits, together with the opportunities available from the coastline surrounding the peninsula. There are excellent walking trails established

within the area including the award winning Walk the Yorke, as well as National Trust / Museums and art / craft galleries.

This annual report provides our ratepayers, visitors, government agencies and our community with an account of Council's achievements and performance for the financial year 1 July 2020 to 30 June 2021.

The Yorke Peninsula Council Annual Report meets the requirements of the Local Government Act 1999. We trust that this report demonstrates our commitment in working together with the community to shape a sustainable future for current and future generations.

The Annual Report attempts to provide as much information as possible. However should you require any additional information on items reported, please refer to the Yorke Peninsula Council website www.yorke.sa.gov.au or submit a request to Council via the website or an email to admin@yorke.sa.gov.au.



**Narungga people have
occupied the area for around
40,000 years**

Message from the Mayor & CEO

It is with great pleasure we present the 2020/21 Yorke Peninsula Council Annual Report.

In the 2020/21 year, Council has taken several steps toward recovering from the previous turbulent year and moving forward to a much brighter future.

As detailed in Appendix 2 of this report, the Yorke Peninsula Council was fortunate to receive multiple grants to help our community recover from previous droughts, fires and of course the COVID-19 pandemic. With this funding Council has been able to deliver many wonderful projects aimed at supporting community recovery and attracting visitors back to our region.

As presented on the front cover, one such project was the Southern Yorke Peninsula Water Tower Mural Trail. This project was an excellent example of the Council and community working together. Through Austrade's Regional Tourism Bushfire Recovery Grant, Yorke Peninsula Council and Yorke Peninsula Tourism combined to apply for funding. Collectively we were successful in receiving the maximum grant funding of \$60k. The Coobowie, Edithburgh, Stansbury and Yorketown Progress Associations then each contributed \$10k as partners in this project. Extensive community consultation was undertaken to understand the preferred artistic style for each town and the 'story' each town wanted on its tower. We sincerely thank SA Water, the owner of these towers, for allowing us to turn them into works of art. More information about this fantastic project is provided on page 22.

Additionally, Council worked on the Yorke Peninsula Salt Lake Trail around the Yorketown area. Whilst this trail wasn't fully completed in this financial year, significant work was carried out to develop four different drive trails for visitors.


Both of these projects are aimed at attracting visitors to Southern Yorke Peninsula and the results are already supporting the economic recovery of these towns. Additionally, Council and Yorke Peninsula Tourism have been actively supporting and promoting public art throughout the Peninsula – again with the intent of attracting visitors and encouraging them to move around and experience some of our smaller towns.

In addition to these physical projects, Council has also been developing a comprehensive and robust Economic Development and Tourism Strategy throughout the year. This Strategy provides a blueprint for Council and sets out a very clear direction for economic and visitor growth over the next five years. Further information can be found on page 21.

Council was pleased to work with and support the SYP Community Hub to deliver the Community Wellbeing and Participation Initiative following the 2019 bushfire. Funding was provided by the Country SA Public Health Network for this very important two-year program.

We are extremely grateful life on the Yorke Peninsula has fortunately been brighter than many other local government areas across Australia. Whilst COVID-19 border restrictions caused a loss of interstate and international visitors, the intrastate market has been incredibly supportive of our region. The Adelaide market has traditionally been aware of the Yorke Peninsula, however it has been amazing to see many people have now returned, some for the first time since their childhood. The response has been overwhelmingly positive with many enthusiastically embracing the attractions we now have on offer.

In closing, collectively we would like to thank every staff member for their ongoing hard work and commitment and the entire elected body for their continued support and dedication to our Yorke Peninsula community.



Darren Braund
MAYOR



Andrew Cameron
CHIEF EXECUTIVE OFFICER



Darren Braund
Mayor



Andrew Cameron
CEO

1:1.9

Current
population
density



8,756

Electors currently
enrolled



14,066

Ratable properties within
the Council region



481,000

Visitors to the district

1.04m

Visitor nights

Based on data smoothed over a four-year average to
2019, Yorke Peninsula Council district only



485km

Coastline

Total length of spectacular
coastline



\$274.4m

Assets

Community assets owned by
Council



11,331

Population

ABS Regional Population Growth
data issued 30/03/2021

45

Townships in the
Council region

24.7km

Total length of
constructed
footpaths



3,890 KM

Total length of Yorke
Peninsula Council road
network

5,900 km²

Total area
serviced by
Council

Our Council & Organisation

The District Council of Yorke Peninsula was established on 10 February 1997 following the voluntary amalgamation of the District Councils of Central Yorke Peninsula, Minlaton, Yorketown and Warooka.

In September 2013 Council endorsed a resolution to change the Council's name to Yorke Peninsula Council.

Council is made up of 12 Elected Members, one of whom is the Mayor, and all are elected by eligible voters. In accordance with the Local Government (Elections) Act 1999, elections are held every four years, with the last election held in November 2018.

The next Council election will be held in November 2022.

Our Council

Kalkabury Ward



Cr. Richard Carruthers



Cr. Roger Johns



Cr. David Langford



Deputy Mayor Tania Stock

Gum Flat Ward



Cr. Naomi Bittner



Cr. Michael Murdock



Cr. Leanne O'Brien



Mayor Darren Braund

Innes Penton Vale Ward



Cr. Anthony Bennett



Cr. Adam Meyer



Cr. Kristin Murdock



Cr. John Rich



Organisational Structure

Legend

- Corporate Management Team
- Elected Members
- Manager Roles
- Supervisory Roles
- Executive Assistants
- Non Supervisory Roles



136 Yorke Peninsula Council Staff Members

Performance Highlights



\$100k

in Community Grants awarded to

30

Community Groups



\$17k

Sponsorship and donations



\$10.7m

External funding
received



38 Health Assessments

76 Skin Screens

79 Flu Vaccinations

23 Participants in the Healthy Life Program



5,489 tonnes of mixed waste collected

21% of waste diverted to landfill

1,092 tonnes of green waste collected and processed



\$49.5k given to local progress associations to assist in the valuable work they do in maintaining the local facilities and services

\$25k to disabled access issues in the community

\$5k to local businesses to assist in start-up or expansion



Over 41,000 external correspondence records captured

Over 140,000 total records captured electronically



524 Development Applications granted in 2020/21

\$73.1 million total value of approved developments



Performance Highlights

492,709 total website views
46% increase on website views on last financial year
89% new users throughout the year



28 Special Event applications approved
2 requests for limited liquor licences



1,802 Customer Service Requests submitted. Of these,
267 requests related to roads
241 related to parks
227 related to footpaths
202 related to trees



2,962 Dog Registrations
391 Cats Registered
 (effective 01/07/2021 it is mandatory for all cats to be registered)



\$36.6m Operating income for 2020/21
\$33.5m Operating expenditure for 2020/21



330

Facebook posts



204,231

People reached via Facebook



869

New Facebook followers



Capital Works Highlights

\$8.4m Transportation Infrastructure

\$493k Buildings and Structures

\$179k Stormwater

\$188k CWMS

\$89k Water Infrastructure

\$1.1m Major Plant Equipment

\$71k Furniture and Fittings

\$1.1m Other Assets

*Amounts listed above may differ from those presented in Council's General Purpose Financial Statements due to required accounting treatment and/or reclassification of capital works.

Our Governance

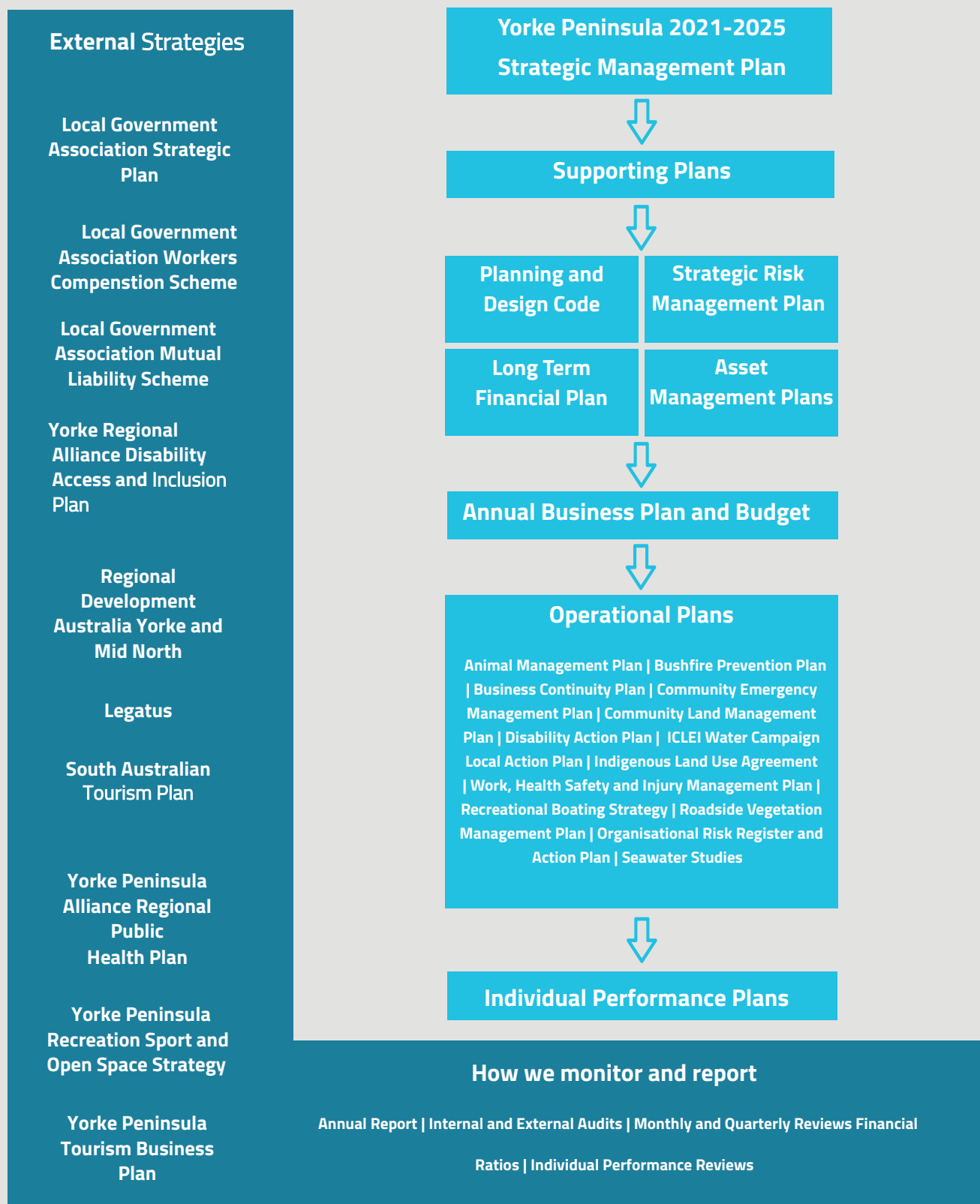
Governance is a framework of rules, relationships, systems and processes by which Council is controlled and operates, and the mechanisms by which it, and its staff, are held to account.

Made up of the establishment of policies and practices, through which decisions are taken and continuously monitored and implemented. Governance is most effective when these processes are participatory, accountable, transparent, efficient, inclusive, and respected. Yorke Peninsula Council strives for best practice in governance.

The following information reports on our Governance activity during 2020/21.

Council Planning Framework

The Yorke Peninsula Council 2021-2025 Strategic Management Plan is supported by a range of plans, which all work together to achieve Council's vision and goals and guides Council's strategic and operational decision making. The Strategic Plan was reviewed and updated throughout the year. Refer page 38 for further details.



Confidential Items

During 2020/21 Council undertook 10 in camera closed sessions to discuss Confidential Items in accordance with Sections 90 (2) and (3) (a) (d) (g) (k) of the Local Government Act 1999.

A list of information is provided in Appendix 2.

Record of Attendance	Meetings
Mayor Darren Braund	13
Deputy Mayor Tania Stock	13
Cr Anthony Bennett	14
Cr Naomi Bittner	14
Cr Richard Carruthers	15
Cr Roger Johns	9
Cr David Langford	9
Cr Adam Meyer	15
Cr Kristin Murdock	7
Cr Michael Murdock*	12
Cr Leanne O'Brien	16
Cr John Rich	13
* Elected in the Gum Flat Supplementary Election, Cr Michael Murdock was inaugurated at the October 2020 meeting.	

Elected Members also attend an informal monthly workshop with senior staff, generally on the fourth Wednesday of each month at 5.30pm. These workshops are also open to the public and provide an opportunity for Elected Members to receive and clarify information. No decisions are made at these informal workshops.


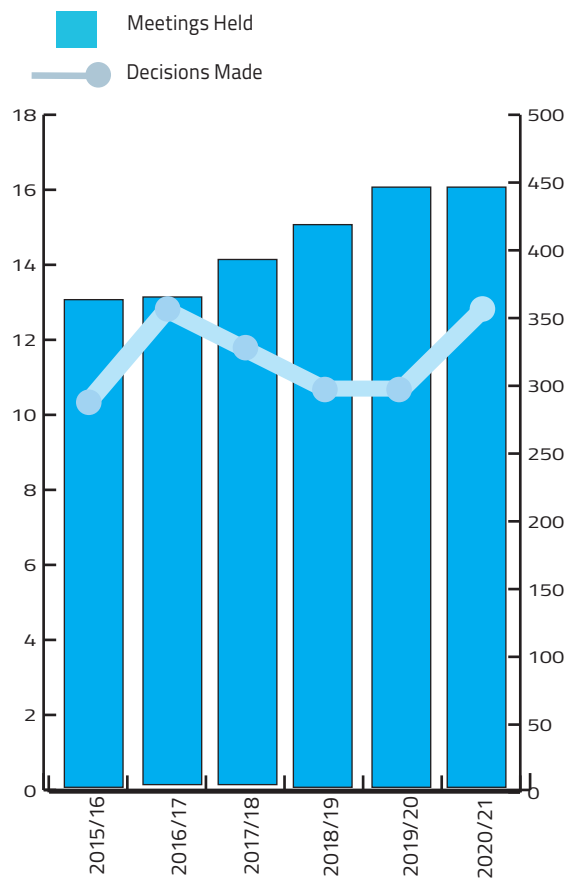
Council Meetings

The Elected Body are the decision makers for Council. Ordinary meetings are usually held on the second Wednesday of every month at 5.30pm. The meetings are generally held at the Council Chamber, 57 Main Street, Minlaton and are open to the public.

During 2020/21, the Elected Members held 16 Council Meetings (12 Ordinary and 4 Special) and made a total of 355 decisions.

Yearly Comparison of Meetings

Held and Decisions Made



Barkers Rocks



Berry Bay | Belinda Knight



Elected Member Allowances

A member of Council is entitled to receive an annual allowance for performing and discharging their official function and duties. Elected Member allowances are set by an independent remuneration tribunal, in accordance with Section 76 of the Local Government Act 1999; For 2020/21, our Council was determined as 'Group 3'.

Ordinary Council (Group 3)	Annual Allowance
Mayoral	\$58,272
Deputy Mayor	\$18,210
Elected Members	\$14,568

In addition to the allowance, Council provide Elected Members with either a Surface Pro or iPad computing device. The Mayor is provided with a vehicle, mobile phone, iPad and computer to conduct official Council business.

Official Council business travel expenses are also reimbursed. Allowances for travel time, as determined by the Remuneration Tribunal of South Australia, are also provided to council members on the following basis:

- An allowance of \$430 per annum will be payable to council members, excluding principal members, whose usual place of residence is within the relevant council area and is located at least 30 kms but less than 50 kms from that council's principal office, via the most direct road route.

- An allowance of \$734 per annum will be payable to council members, excluding principal members, whose usual place of residence is within the relevant council area and is located at least 50 kms but less than 75 kms from that council's principal office, via the most direct road route.

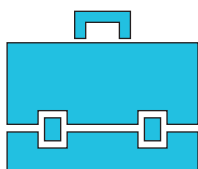
- An allowance of \$1,101 per annum will be payable to council members, excluding principal members, whose usual place of residence is within the relevant council area and is located at least 75 kms but less than 100 kms from that council's principal office, via the most direct road route.

- An allowance of \$1,562 per annum will be payable to council members, excluding principal members, whose usual place of residence is within the relevant council area and is located 100 kms or more from that council's principal office, via the most direct road route.

Elected Member Training and Development

Training and development activities are undertaken to assist Elected Members in the performance and discharge of their functions and duties in accordance with the Local Government Act 1999. Council has provided a range of training opportunities for our Elected Members.

Ongoing COVID-19 restrictions have impacted the availability of suitable training throughout the year.



Elected Member Training Attendance

Training Course	No. Attending
The Role of Councils and Elected Members in the new Planning System	3
Role of an Elected Member on a Council Assessment Panel	2
Elected Member Mandatory Training – Modules 1, 2, 3 & 4	1
Elected Member Mandatory Training – Module 2	11

Council Committees

Principal Committees have been formed to meet statutory obligations. Principal committee meetings are scheduled in line with their Terms of Reference. The principal committees are:

- Audit Committee
- Council Assessment Panel
- Section 101A Strategic Planning and Policy Development Committee
- Yorke Peninsula Building Fire Safety Committee (Section 71 (19) Development Act)

Minutes of the principal committee meetings are made publicly available via Council's website as soon as practicable.

Audit Committee

The Audit Committee is established under Section 41 of the Local Government Act 1999 and Local Government (Financial Management) Variation Regulations 2013, to meet the purposes of Section 126 of the Local Government Act 1999. Under these regulations the Audit Committee is required to meet four times during the year.

The Committee is appointed by Council and consists of three Elected Members and two independent members. The members of the Audit Committee for 2020/2021 were:

- Mr Robert Reiman (Chair)
- Mr Hussain Rafeeu
- Councillor Tania Stock
- Councillor Adam Meyer
- Councillor Leanne O'Brien

The Audit Committee met five times during 2020/21.

In addition to the normal governance and financial responsibilities of the Audit Committee, the Committee's focus for 2020/21 was internal audit, internal financial controls, asset management and risk management systems.

Yorke Peninsula Council maintains an Internal Audit function which reports regularly to the Audit Committee. The role of Internal Audit is to ensure compliance with key policies and processes and to enhance business performance by recommending improvements in process effectiveness, efficiency and economy.

Audit Committee Allowances

Independent members of the Audit Committee are remunerated per sitting.

Chairperson \$450 per sitting; independent member \$350 per sitting.

Independent Audit Committee members are also reimbursed for associated travel costs.

Council Assessment Panel

The Council Assessment Panel (CAP) is granted delegated powers that are administered in accordance with the Terms of Reference as determined by resolution of the Council.

The delegations allow the CAP to act as the relevant authority under the Planning, Development and Infrastructure Act 2016 (PDI Act), to assist Council with the assessment and determination of development applications against the relevant provisions of the Planning and Design Code.

All other development applications not considered by the CAP, are considered by authorised officers of Council under delegated powers.

Council's CAP is comprised of four Independent Members and one Elected Member and one Deputy Elected Member.

During 2020/21 the CAP conducted 5 meetings and considered 8 applications. Of those, 6 were approved on the day, 1 was deferred and 1 was a retrospective application.

The current two year term of the CAP concludes January 2022. The current members are as follows:

- Ms Debra Agnew (Presiding Member)
- Ms Elinor Walker
- Mr Ben Green
- Mr Peter Allen
- Councillor John Rich
- Councillor Richard Carruthers (Deputy).

Council Assessment Panel Allowances

Independent members of the Council Assessment Panel are remunerated per sitting.

Chairperson \$500 per sitting and Independent Member \$400 per sitting.

These allowances have increased significantly under the new PDI Act as it is now a requirement that members hold professional accreditation and hold specific qualifications.

Yorke Peninsula Building Fire Safety Committee

Council's Building Fire Safety Committee has the responsibility for matters relating to section 157 of the Planning Development and Infrastructure (PDI) Act 2016, which requires public buildings to be compliant with fire and life safety requirements.

For 2020/21 the committee convened twice and undertook the following:

- 8 fire safety audit inspections, covering 8 premises
- Issued reports to building owners identifying inadequate fire and life safety standards or equipment
- Assisted building owners or occupiers with cost effective solutions to reduce fire risks
- Follow up inspections to ensure fire safety issues were addressed

No notices were issued pursuant to section 157 of the PDI Act 2016 during the period. One (1) notice remains in force from the previous financial year.

Informal Working Parties

A number of Informal Working Parties have been established to assist Council with engagement, research and co-ordination of a specific Council function. These Working Parties comprise of Elected Members, staff and the public, whose aim is to investigate and/or advise Council on issues or manage specified property. Currently the Working Parties are:

- Access Advisory Working Party
- Art Exhibition Working Party
- Business Recovery Working Party
- CEO Annual Performance Review Working Party
- Coastal Management Strategy Working Party
- Edithburgh Tidal Pool Working Party
- Grants Working Party
- Hillside Community Consultative Group
- Roads Working Party
- Tender Evaluation Panel



Delegations

The Chief Executive Officer and other Officers have the delegated authority from Council to make certain decisions on a wide range of specified administrative and policy matters. These delegations are listed in the Delegations Register and are reviewed annually.

Legislative responsibilities of Council include:

- To determine policies to be applied by the Council in exercising its discretionary powers
- To determine the type, range and scope of projects to be undertaken by the Council and
- To develop comprehensive management plans, budgets, financial controls and performance objectives and indicators for the operations of the Council.

Council is charged to make decisions, which direct and/or determine its activities and functions. Such decisions include the approval of works and services to be undertaken and the resources which are to be made available to undertake such works and services.

Decisions are also made to determine whether or not approvals are to be granted for applications from residents for various forms of development.

Corporate Management Team Allowances

Salary packages for members of the Corporate Management Team include salary, superannuation, a motor vehicle or motor vehicle allowance, laptop, mobile phone, and mobile hotspot.

All benefits for all staff are recorded in the Officers Remuneration, Salaries and Benefits Register which is available for inspection at Council's Principal Office at Maitland upon request.

Notice of Council and Statutory Meetings

Notices of all Council and Statutory meetings and agendas are available for public viewing:

- At all Council offices three days before each meeting
- On the Council website as soon as practicable www.yorke.sa.gov.au



YP Regional Field Officer

The Regional Field Officer Program is a partnership between the South Australian Office for Recreation, Sport and Racing (State Government), regional councils (Yorke Peninsula Council) and local community organisations. The program has supported the local community in all areas of sport and recreation. Throughout 2020/21, the Officer worked with sport and active recreation clubs and associations in the Yorke Peninsula region, to provide a regionally based sport and active recreation resource. The SFO works with Council and the community to:

- Provide a vital and valued link between program stakeholders
- Develop well managed and sustainable clubs
- Build sporting organisations capacity to deliver quality programs
- Ensure effective management and use of sport and recreation facilities.

Freedom of information

Council's Freedom of Information (FOI) Statement is reviewed and published on Council's website every 12 months, in accordance with the requirements of Section 9 (1a) of the Freedom of Information Act 1991.

The FOI Act serves to promote openness and transparency in governance and accountability and Council welcomes enquiries. However, before applying please check Council's website or contact Council directly, via phone on 08 8832 0000 or email admin@yorke.sa.gov.au, as many Council documents are available at no cost.

Under the FOI legislation, an application fee must be forwarded with the appropriately completed request form unless the applicant is granted an exemption. Copies of any documents inspected, pursuant to a Freedom of Information request, will incur charges as set out in the Act.

Council received two Freedom of Information applications throughout 2020/21, compared to nil applications the previous year.

Tendering and Procurement

Council's Purchasing and Procurement policy and supporting procedures, have been developed pursuant to Section 49 of the Local Government Act 1999. Refer to PO058 Purchasing and Procurement Policy available for viewing on Council's website www.yorke.sa.gov.au, which was reviewed, updated and adopted in September 2019.

Council Registers, Codes and Policies

Council maintains a series of registers, codes and policies in accordance with the Local Government Act 1999 and the Local Government (Elections) Act 1999. A list of documents available for public inspection is provided in Appendix 2.

National Competition Policy

The National Competition Policy (NCP) supports economic reform from practices that restrained Australian markets and industries. The NCP identifies various principles to encourage competitive markets that will enhance national productivity for the benefit of the community whilst eliminating any unfair advantages.

In relation to Local Government, the principles of competitive neutrality are designed to neutralise any net competitive advantage that a government or local government engaged in significant business activities would otherwise have, by virtue of its control by the government or local government, over private business operating in the same market. Put simply, Council activities, such as operating caravan parks, must adhere to the same rules as private sector businesses. Council's caravan parks follow the same planning and development processes.

Council conducts a market survey of all Caravan Park operations within the Council area on an annual basis.

Yorke Peninsula Council has a complaints mechanism in place and in 2020/21 nil complaints were received in regard to competitive neutrality.

Management Plans for Community Land

Community Land Management Plans guide the development and use of land pursuant to the requirement under Chapter 11 of the Local Government Act 1999, and to provide a community focus for the use and maintenance of these important land holdings.

All land has been identified and captured on a Community Land Register. During 2020/21 Council had one acquisition and nil disposals.

New Policies

The ongoing review of Council policies continues, as a result there were four new policies developed (listed below), with many others being updated to reflect changes to legislation, best practice and other requirements.

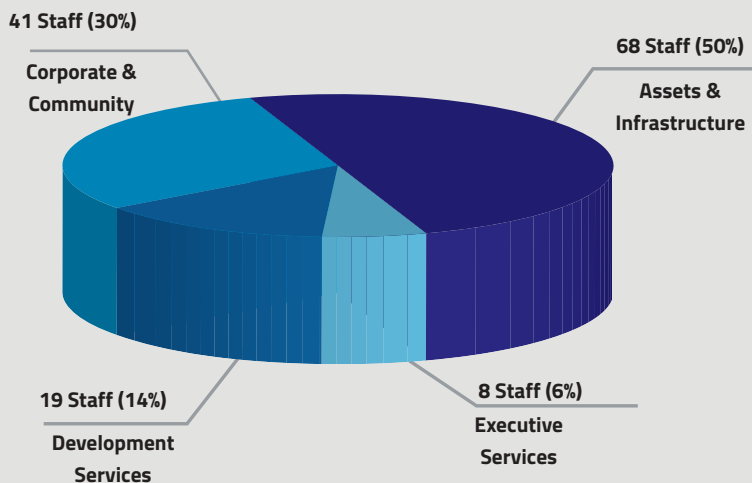
- PO178 Community Emergency Management and Disaster Recovery
- PO179 Council Assessment Panel Review of Decision of Assessment Manager
- PO180 Notification - Accredited Professionals Policy
- PO184 Business Grants Policy.

Our People and Culture

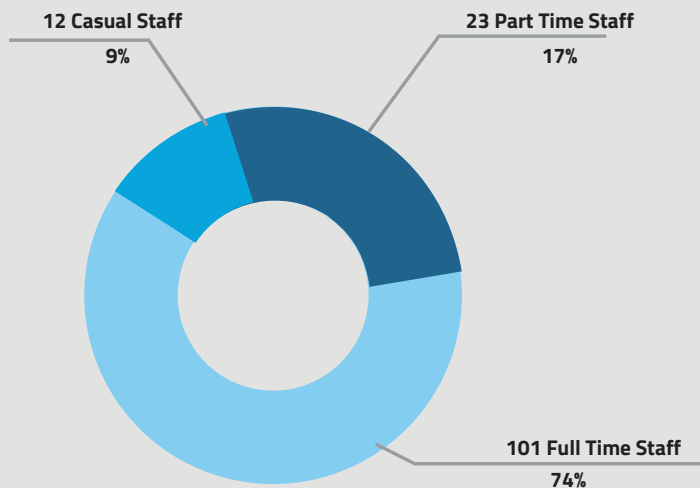
Our ability to deliver on our organisational goals relies on the skills of our people and the services that they provide.

As at 30th June 2021, Council employed a total of 136 staff comprising full time, part time and casual staff with the total 117.90 full-time equivalent (FTE).

Staff Employed by Department



Staff Profile



Equal Employment Opportunity

Council continues to provide a comprehensive induction for all staff early in their employment. This program ensures staff are aware of their responsibilities and Council's expectations during their employment. Recruitment panels are balanced to ensure gender diversity and to eliminate unintentional gender bias in the selection process.

Council will continue to identify the barriers to equal opportunity and implement contemporary, relevant initiatives that promote equality in employment.



Corporate Health

Council continues to offer a number of programs and initiatives to support the health and wellbeing of our staff, including free flu vaccinations, health assessment and skin screenings, in partnership with the Local Government Association and Corporate Health Group.

Total Employees by Gender

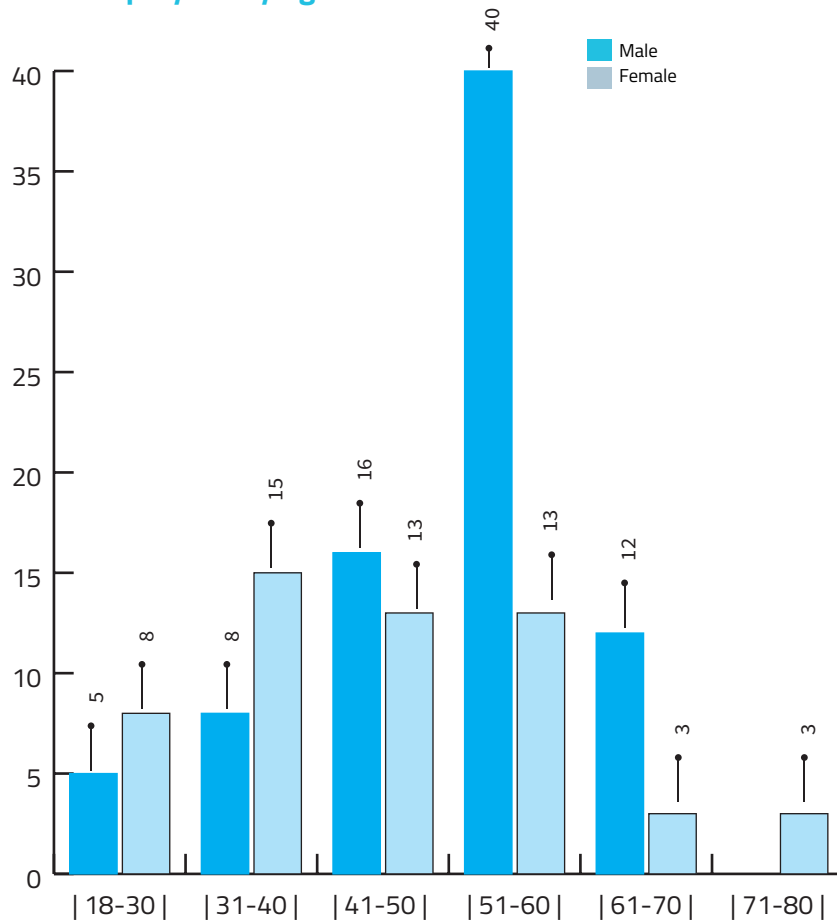
60%
Male



40%
Female



Total Employees by Age



49

Average age of council staff

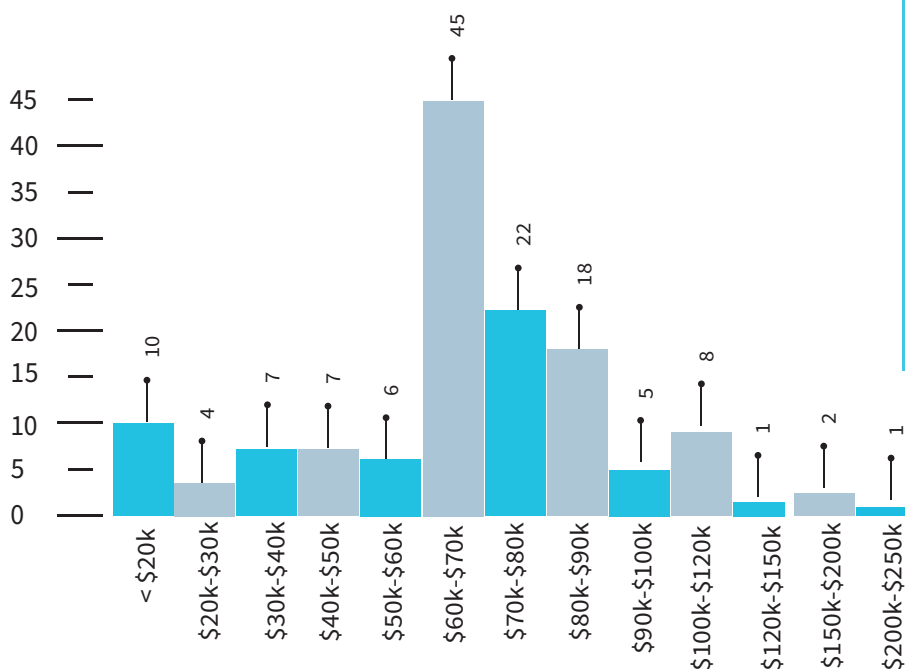
Remuneration

Many factors play a role in determining remuneration levels for Council professionals, including work value, job complexity and benchmarking against other Local Government entities. This ensures remuneration levels for executives are appropriate, and Council is well placed to retain and attract professionals who have the skills to help deliver value-for-money services to the community.

Salary levels as at 30 June 2021 for all staff are provided in this graph.



Salaries Register



Point Turton Nature Playground | Gabrielle Gutsche

Our Organisational Highlights

Local Government Councils deliver a wide and often complex range of services for the benefit of their local communities.

All services, projects and activities are aligned to achieving Council's Strategic Plan vision and goals and are funded in accordance with Council's Long Term Financial Plan and Annual Business Plans.

This section provides an overview of Yorke Peninsula Council's key achievements for 2020/21.

Goal 1: Economically Prosperous Peninsula

Create an environment that encourages and supports a strong, diverse economy that attracts more businesses, residents and visitors. Success will mean revitalisation of our towns and retaining young, active and working future generations.



Bush Camping

In 2016, the restructuring of camping fees, offering nightly, weekly, monthly and annual permits was introduced. Bush camping permits continue to be purchased online, via Council's website, Visitor Information Outlets and by contacting Council's customer service team.

Council Rangers regularly monitor the locations, including weekends, to ensure users are paying to stay at the bush camping sites and educate campers about the requirement to purchase an online bush camping permit.

During the past year Council's Rangers have issued 81 expiation notices to campers who did not first obtain a permit to encourage all campers to obtain a permit prior to setting up camp. A further 19 expiation notices were issued to persons illegally camping on road reserves.

The bush camping fee is charged for staying at 19 of Council's bush camping locations, which generated an income of \$250,918 for the 2020/21 financial year, an increase of over 100% on the previous year.

This increase is attributed to the increased monitoring of the camp sites by Council's Rangers and the COVID overseas and interstate travel restrictions, which in turn has encouraged people to travel intra state.

The successful restructure of the bush camping permit system has enabled Council to collect and analyse data, which assists Council in regard to projects that will better enhance the bush camping facilities and improve visitor experience. The data also enables Council Officers to forecast staffing requirements in the field.

Boat Ramps

Council owns and maintains 33 boat launching facilities, eight of which require a Boat Launch Permit or a daily ticket from a machine prior to their use.

Regular patrols of the boat ramps show that only a very small percentage of users of the facilities do not have an appropriate permit/ticket to launch their boats.

Ninety three persons who launched their boats without a permit/ticket were issued with a \$100 expiation notice.

\$185,700

was generated from boat ramp permits or daily ticket machines during 2020/21.



Caravan Parks

Yorke Peninsula boasts an array of caravan and camping options, with something to suit everyone. Within the Yorke Peninsula Council district, visitors can choose from a total of twenty caravan and camping grounds (excludes Council's bush camping locations).

Of these parks, the Yorke Peninsula Council Holiday Parks Brand now owns and manages six parks being: Black Point, Marion Bay, Point Turton, Port Rickaby, Port Vincent and Yorketown.

In August 2020 Council acquired back the Port Rickaby Caravan Park lease and assets as a going concern. After a short closure period, Council re-opened the park with new management in place from 1 September 2020.

During this two week closure, Council invested heavily in upgrades and maintenance as the condition of the park was found to be in a worse state than initial observations. Works such as repairs to the boom gate, the installation of WiFi and internet facilities, painting of amenities, replacement of beds, blinds, linen and flooring of the cabins and various plumbing repairs and replacement hot water services.

All set up expenditure was "ring-fenced" and financed via specific loan drawings that will be fully repaid from the operations of the Port Rickaby Caravan Park.

In addition to the above, other maintenance work was also carried out under the adopted operating budget set for the Park. These items included: grounds maintenance, advertising, replacement of hand tools, replacement of perma-pine posts, reservation system set up, replacement of towel and shower rails in cabins and refreshed signage.

The result has been the attraction of many new visitors to the Park and over time, it is expected to generate a decent income for the benefit of our ratepayers and local communities in addition to economic benefits for the town.

Throughout 2020/21 Council's other owned and managed holiday parks also undertook a number of projects including:

- Marion Bay - playground upgrade
- Point Turton - completion of the camp kitchen, cabin repairs, fencing upgrade, a road upgrade and replacement of galvanised water pipes
- Port Vincent Foreshore - playground rejuvenation.

Disposal of Land

There were nil instances of disposing of land in 2020/21.

Leases and Licences

During 2020/21 Council granted a total of 28 'New Lease/Licence' arrangements and 'Extension of Lease/Licence' pursuant to Section 202 – Alienation of community land by lease or licence of the Local Government Act 1999.

Full details are provided within Appendix 2.

Limited Liquor Licences

Throughout the year Council receives several requests for limited liquor licences and/or extensions to existing liquor licences for some premises.


During 2020/21 Council gave support to 2 requests for a limited liquor licence.

Revocation of Land

There was nil instances of revocating land in 2020/21.

Rezoning

There was nil instances of rezoning land in 2020/21.



Point Turton Caravan Park | Heidi Who



Economic Development

In January 2021 Council employed a dedicated Economic Development Officer on a limited tenure contract to develop an Economic Development and Tourism Strategy.

Following six months of research, development and extensive consultation with key stakeholders, Council's draft Economic Development and Tourism Strategy (the Strategy) was developed *(adopted by Council for the purpose of final community consultation in August 2021)*.

The Strategy provides a blueprint for how the Yorke Peninsula will achieve its goal of being 'Economically Prosperous'. The Strategy provides a framework and specific direction for economic and visitor growth over the next five years.

However, the Strategy cannot be solely achieved by the Yorke Peninsula Council, therefore, the 2022-2026 Action Plan clearly outlines the organisations that will have the lead responsibility in conjunction with key delivery partners.

This Strategy was developed based on detailed research and extensive stakeholder engagement.

This engagement included: 1 workshop with 8 participants, 5 group discussions with 25 participants in total plus a further 27 one-on-one interviews. Stakeholders included local business representatives from a wide range of industries, community members and regional and state agencies.

Tourism

The Yorke Peninsula region (includes Copper Coast and Barunga West Councils), currently enjoys 2.1 million visitor nights which is primarily intrastate visitation and has been the primary reason for Yorke Peninsula's success during the Covid-19 pandemic with local intrastate holidays being the only way South Australians have been able to have a break away.

Currently tourism contributes \$238M to the region which is expected to grow to an impressive \$289M under the 2025 Regional Visitor Strategy Plan.

Specifically in the Yorke Peninsula Council district, our market share of visitors has grown and now represents the largest market share hosting 37.7% of the region's visitation in 2019.

Domestic overnight visitors has grown at a rate of 8.1% per year since 2015.

Total visitor nights has experienced a year on year growth rate of 16.8% from 2018. Most recent data shows that the Yorke Peninsula district hosted 1.04m visitor nights - making Yorke Peninsula the number 1 region of all South Australian regional LGAs for the third year in a row.

This equates to an amazing \$108m visitor spend in 2019 and tourism now contributes 6.0% (\$37m) to the Yorke Peninsula's Gross Regional Product.

Visitor Information Servicing

Council is focused on supporting the network of Visitor Information Outlets (VIOs) across the Peninsula by way of training, brochure development and supply and general guidance, and continues to service customer phone calls and emails during business hours.

Visitor information staff were involved in the key tourism infrastructure projects completed throughout the year- the Southern Yorke Peninsula Water Tower Art Trail and the Salt Lake Trail. Both of these projects have created new self-drive experiences which have been developed as brochures.

Another key project was the opening of an additional VIO in Warooka. Council has always seen Warooka as an essential location in the VIO 'network' and was delighted to work with the town's progress association to get this new VIO up and running and volunteers trained in time for the June 2021 long weekend.

YP 2021 Art Exhibition

After postponing the 2020 Art Exhibition due to COVID-19 restrictions, the event was successfully held over the 2021 Easter weekend.

The Exhibition again was hosted over several sites with Fine Art in Ardrossan, Photography in Yorketown and Sculptures in Edithburgh.

A total of 289 artworks were exhibited which generated sales of \$19,285.

2020/21 Yorke Peninsula Tourism Activities

Yorke Peninsula Tourism (YPT) is charged with the responsibility of encouraging investment and growth of tourism, and attracting visitors to the region - increasing awareness of Yorke Peninsula as a must see holiday destination. YPT is funded by Yorke Peninsula, Copper Coast and Barunga West Councils and the South Australian Tourism Commission (SATC). YPT's key activities for 2020/21 include:-

- Attendance at the Adelaide Caravan & Camping show in 2021 and due to the interest in regional travel, it was a huge success.
- Successfully utilised the SATC's cooperative marketing fund to undertake a number of activities which included:
 - Online and Social Media Campaign with Glam Adelaide and Kids in Adelaide
 - Hosting an Adelaide based journalist and being featured in Qantas' in-flight magazine and Adelaide's Out of Town Broadsheet Guide.
 - SAA Radio Campaign
 - South Aussie with Cosi episode. This episode was ranked number 1 for that particular evening of TV viewing.
- YPT's Mitsubishi Outlander was wrapped to create market awareness and branding throughout the region and state.
- Assisted stakeholders to prepare the 2025 Regional Visitor Strategy which included key priorities and targets for our region.
- Organised and held the 2021 Yorke Peninsula Tourism Awards Gala Dinner on the 25th of June at Barley Stacks winery with 107 attendees and 11 businesses now going on to nominate for the 2021 South Australian Tourism Awards in November 2021.
- Hosted a hub for TICSAs' Restart Tourism Conference in November 2020.
- Provided 31 letters of support to local businesses in their endeavours for securing grants for business growth. YPT also submitted its own application in the Building Better Regions Fund to undertake a new Tourism Plan for the region and is currently awaiting the result expected to be announced October 2021.
- Assisted operators in applying for the SATC's Tourism Industry Development Fund with three operators successfully receiving funding. YPT has also assisted other businesses in submitting grant applications and developing business plans.

Southern Yorke Peninsula Water Tower Art Trail

In August 2020 Yorke Peninsula Council, in partnership with Yorke Peninsula Tourism and the Coobowie, Edithburgh, Stansbury and Yorketown Progress Associations, was successful in gaining funding through Austrade's Regional Tourism Bushfire Recovery Grant. The National Bushfire Recovery Fund was aimed at supporting and boosting tourism within regions that were directly impacted by the 2019 bushfires.

Following approval from SA Water to paint their water tank and towers, the four towns were specifically selected as Yorketown and Edithburgh were directly affected by the bushfires, with Coobowie and Stansbury serving as evacuation/recovery centres for affected community members.

Over a period of six months, multiple rounds of community consultation occurred within each town to ensure the chosen artists and designs reflected the character and individuality of each community. Residents were encouraged to have their say and get involved by either attending planned meetings, on-street consultations or providing written feedback. Following this process the concepts were adopted and the Coobowie Tank, and the Edithburgh, Stansbury and Yorketown Towers were painted.

The Coobowie Tank features distinctive bird life and flora found around the town. The painting includes a; great egret, black swan, royal spoonbill, pelican, cape barren goose, pied oystercatcher, pigface, mallee bush pea, coastal white-mallee, osborn's eyebright and clover glycine. In addition to the tank, the SA Water shed was also painted with a historical rodeo scene depicting an important part of the history of Coobowie. Rodeos were held at the then Coobowie Oval (now a caravan park) in the early 1950s and regularly attracted incredibly large crowds of approximately two thousand. The Coobowie artists were Creature Creature with Jason Parker. They completed the art in 16 days using a combination of spray gun and hand painting.

The Edithburgh Tower showcases Edithburgh's natural beauty and striking underwater views with images of a striped pyjama squid, leafy sea dragon, white bellied sea eagle, far eastern curlew, cuttlefish and the Troughbridge Island lighthouse. The artist was Mike Makatron assisted by Conrad Bizjak and Dylan Butler. They completed the work in 15 days again using a combination of spray gun and hand painting.

The Stansbury Tower was also painted by Mike Makatron and Conrad Bizjak. In a staggering 13 days they were able to depict notable fauna and the natural landscape of Stansbury. The art includes blue swimmer crabs, a pelican, bottlenose dolphins, Norfolk Island pines, oysters, ribbon seaweed and the iconic jetty and coastline again using a combination of spray guns and hand painting.

The Yorketown Tower is where the November 2019 bushfire started. Following this terrible event, the community wanted to celebrate the tales of human engagement and their farming history. The Tower features canola, wheat, bottlebrush, a pink lake, historic buildings and a RFDS airplane. Jasmine Crisp was the chosen artist and she incredibly hand painted the entire tower in 37 days.


Whilst it was originally anticipated to have all towers completed by Easter 2021 to coincide with the YP 2021 Art Exhibition, due to an artist change and then COVID-19 travel restrictions the Stansbury tower was unfortunately delayed with the final drops of paint applied and brushes washed on 29 May 2021.

The final piece of the "SYP Water Tower Art Trail" is the Port Vincent Tower. The Port Vincent Progress Association was successful in gaining funding through the Foundation for Rural Regional Renewal (FRRR) Grant and SA Water's Community Partnership Program in 2020. This mural, designed by Elizabeth Close and Joel Van Moore (Vans the Omega) depicts the Port Vincent and the Narungga communities. Due to personal circumstances and COVID travel restrictions, the tower was actually painted by Camilo Delgado assisted by Jasmine Crisp and was completed in 24 days using spray guns and hand painting.

The SYP Water Tower Art Trail now features on both the 'Australian Silo Art Trail' and 'Australian Water Tower Trail'. Together the five new murals, and various other art works around the Peninsula, form a wider Yorke Peninsula Art Trail.

Council would like to thank our local CFS volunteers. Not only did they defend lives and property during the 2019 bushfires, they volunteered their time to wash down the towers as preparation for the painting.

All Water Tower photos are by Adbe Photography



Jasmine Crisp | Yorketown Tower



CFS | Yorketown Tower



Mike Makatron | Stansbury Tower

Goal 2: Community Connected Through Infrastructure

Maintain and expand the connectivity of our community through a sustainable road network and planning for the necessary infrastructure that allows our multi-generational community to learn, work and live here.



Access Advisory Committee

The function of the Access Advisory Working Party is to provide access for people with a disability to public spaces and public buildings and decreasing barriers to engaging in community life for all people.

The Access Advisory Working Party comprises a member from each Progress Association, 2 Councillors and Council staff.

Annually, Council contributes \$25,000 towards access issues throughout the Council area.

Projects committed and completed during 2020/21 include:

- Installation of an access ramp at the Pathology Building, Yorketown
- Installation of an internal ramp at the Community Hub, Yorketown
- Design and plans for a proposed beach access ramp, Port Vincent
- Installation of handrails adjacent the supermarket, Yorketown
- Applying a non-slip surface paint to the galvanised ramp at Yorketown Hospital, Yorketown
- Contribution to Tiddy Widdy Beach Progress Association for the purchase of a disabled accessible outdoor chair and table setting
- Replaced doors at the Stansbury Institute to enhance the accessibility of the front entrance
- Installation of handrails in the Stansbury jetty toilets
- Remediation works to the paved foreshore walkway, Stansbury
- Installation and upgrade of five access ramps in the townships of Port Vincent and Stansbury.



Paving, Port Vincent | Nick Hoskin

Asset Management

CCTV inspection and GPS plotting of CWMS and stormwater infrastructure was undertaken in Port Vincent. The inspection work provided a condition report on these assets, confirmed pipe sizes for future planning and enabled staff to address several problem areas where blockages have occurred.

Council adopted asset management plans for the following asset classes:

- Transport
- Community Wastewater Management System (CWMS)
- Stormwater Infrastructure and
- Water Infrastructure.

The adopted plans detail the projected outlays necessary to provide each of the services, including operations, maintenance, renewal and upgrade of the existing assets over a ten year planning period.

These asset management plans will be used as a guide by Council to develop future budgets and capital works programs.

Infrastructure Projects

Council operates 18 CWMS and four water schemes that are situated in townships and holiday settlements throughout the district.

In 2020/21 Council's elected body endorsed expenditure of \$152,896 on a range of renewal and replacement activities, including:

- replacing and upgrading the aerator and replacing the valve at the Ardrossan Wastewater Treatment Plant;
- replacing Black Point Pump Station 1;
- replacing the Bluff Beach Pump Station;
- upgrading the storage shed at the Chinaman Wells Wastewater Treatment Plant;
- upgrading Hardwicke Bay Pump Station 3;
- replacing the irrigation pump and valve at the Hardwicke Bay Wastewater Treatment Plant; and
- renewing the gravity drain network connected to the Maitland CWMS.

Other Road Related Activities

The current patrol grading model applied by Council (four sectors with two operators working 3 x 12 hour shifts per week) ensures maximum utilisation of Council's equipment, and facilitates Council road network being serviced in line with available budget.

The frequency of grades is determined by the road category, as identified within the Transport Asset Management Plan (TAMP) and natural elements.

An online patrol grading map is available for community use via Council's website. This map shows when a road was last graded, if the road is scheduled to be graded in the next 2 weeks and the road category.

Other road related activities undertaken by Council include street sweeping and jetpatching upon the sealed road network.

Road Infrastructure

Council's road network is at the forefront of everything that Council does for without it the Yorke Peninsula would cease to develop and grow.

This is why Council invests heavily in the maintenance and renewal of the approximately 3,890 kilometres (sealed and unsealed) road network; however, it is a delicate balancing act to ensure that the required works are undertaken within available resources.

It is for this reason that Council applies the principles contained within its TAMP, to ensure that road segment renewals identified within the TAMP are programmed for reconstruction and other maintenance activities in a timely manner.

In 2020/21 Council's elected body endorsed expenditure of \$8,614,470 on reconstruction and maintenance activities. These activities included microsurfing, sealed road rehabilitation, sealed road shoulder rework, unsealed road construction and patch sheeting.

Refer to the 'Annual Business Plan Performance' on page 43 for further details on the key transportation capital works projects undertaken throughout 2020/21.

Swimming Pools

Council has five outdoor swimming pools and two outdoor toddler wading pools, associated with tourist accommodation, and one indoor swimming pool utilised for children's swimming lessons that are monitored during the summer season to ensure good standards of hygiene and disinfection are maintained.

Local Roads and Community Infrastructure Program - Phases One and Two



Viewing platform, Balgowan
Stephen Goldsworthy

Council received a total of \$1,800,000 from the Commonwealth of Australia for the Local Roads and Community Infrastructure Program Phases One and Two. This program supports local councils to deliver priority local road and community infrastructure projects across Australia, supporting jobs and the resilience of local economies to help communities bounce back from the COVID-19 pandemic.

Phase One projects completed were:

- walking trail realignment at Rowe Terrace, Ardrossan;
- carpark upgrade at Ardrossan community facility;
- water standpipe upgrade, Pine Point;
- drainage upgrades at various sites; and
- road patch sheeting works to Didlyamulka Road and James Well Road.

Phase One projects due for completion by 31 December 2021 are:

- installation of viewing platform at South Beach, Balgowan;
- drainage upgrades at intersection of Elizabeth Street and Robert Street, Maitland;
- installation of picnic shelter at Minlagawi/Gum Flat Reserve;
- upgrade to tourist information at Federation Park rest stop;
- refreshing of various council shelters and structures;
- Walk the Yorke walking trail upgrades; and
- coastal access management strategy projects.

Phase Two projects are:

- water standpipe upgrade, Warooka;
- road patch sheeting works to Bussenschutt Road and Moorowie Station Road;
- improvements to the Marion Bay Desalination Plant;
- continuation of coastal access management strategy projects;
- Walk the Yorke walking trail upgrades;
- drainage upgrades at various sites;
- installation of Water Supply Storage Tanks at Black Point;
- maintenance works to the Minlaton Town Hall; and
- maintenance works to the Stansbury Institute.

All Phase Two projects are due for completion by 31 December 2021.



Water Standpipe, Pine Point |
Grant Smith



Mosaic Lizard, Federation Park |
Letitia Dahl-helm

Goal 3: Valued and Restored Environment

Council will be an investor, activator and custodian of our spectacular coastline and pristine environment. We will promote sustainable development and encourage the conservation of water, energy, the natural environment and minimise waste.



Coastal Management Strategy


Council has been preparing a Coastal Management Strategy (Strategy) that will provide direction to Council and other land managers/stakeholders by developing a framework for the management of coastal Council land.

To enable ease of delivery in preparing a Strategy for such an expansive geographical area, the Council land has been distinguished into 3 sections.

Section One: Hickey's Point to Corny Point and Section Two: Corny Point to Council Border (The Gap) have been drafted with input from various stakeholders including community members and groups, and government agencies.

Section Three: Council Border (Federation Park) to Hickey's Point is in the final stages of consultation.

To support the delivery of the Strategy, as well as the Northern and Yorke Coastal Action Plan, Council received \$60,000 from Landscape SA to deliver recommendations related to weed control and revegetation in the highest priority areas of, Coobowie Estuary to Edithburgh; Formby Bay to Swincers Rocks; and Cockle Beach to Wauralte Beach.



Drought Communities Programme - Extension

Council received \$1,000,000 from the Commonwealth of Australia for the Drought Communities Programme – Extension. As a drought-affected council, the program supported local community infrastructure and other drought relief projects, summarised below:

- installation of central control systems where turf is irrigated in public open spaces, to improve water use efficiency
- renewal and replacement of various footpaths in the towns of Maitland, Port Vincent and Yorketown
- delivery of the Yorke on a Fork Food and Wellness Fairs at Ardrossan, Maitland, Minlaton, Stansbury, Warooka and Yorketown
- materials and initial earthworks for an upgraded wastewater system to service the developing Minlaton Community Sports Centre
- internal and external upgrade works to the Price Tennis Clubhouse
- refresh of public toilets with improvements to 23 facilities
- road patch sheeting works for four roads in the Hundreds of Koolywurtie and Tiparra and
- development of the Salt Lakes Tourist Trail and Public Area.



Fire Prevention

Council is part of the Yorke Peninsula Fire Ban District. The Fire Danger Season (FDS) commenced on 15 November 2020 and concluded 15 April 2021.

Fuel reduction notices were issued from September 2020 to protect the property from fire and to reduce the likelihood of an outbreak or spread of a fire on the land. From time to time, it has been necessary for Council to engage contractors to reduce the fuel levels, stipulated in the notice, and landowners were subsequently invoiced for the work. 1,248 fuel reduction notices were sent out to landholders to reduce the fire hazard on their properties. A further inspection revealed that 77 landholders had not complied with the fuel reduction notice and were subsequently sent a further letter to reduce the fuel loads within 7 days as per the notice or Council will arrange the works to be carried out. 58 Expiations Notices were issued to property owners who did not take appropriate action to reduce the fuel loads on their land. Council engaged the services of a contractor to mow 19 properties as a result of non-compliance.

This year Council issued 68 Schedule 9 permits pursuant to the Fire and Emergency Services Act for farmers to burn off their land in preparation for the following season.

The Online Burn-off Notification system is continuing to be extremely well received by many sections of our community. Local farmers used the live data to monitor fires in the area as did the general public. All proposed burn offs are pinpointed on a map on Council's web site which can be viewed by the public and emergency services. The local Country Fire Service (CFS) brigades and SAPOL also regularly used the data to ascertain if a proposed burn was occurring in the vicinity. This season there was only about 180 burn offs validated, which is about the same number as the previous year.

There were no major fire incidents in the district this financial year. Council has worked with the CFS Community Education Officer and run several educational sessions to assist people prepare themselves and their property for a fire.

A prescribed burn undertaken by the Department of Environment and Water occurred in Marion Bay in April 2020, to create a fuel reduced area to limit the spread and impact of bushfire toward Marion Bay from the west. Fuel loads in the area were very high to extreme and the consequence of a bushfire would be devastating. The burn off was carried out very successfully. A further reduction burn on adjacent this land is planned for April 2022.

Viewing Platform, Salt Lake, Yorketown | Nick Hoskin



Minlagawi/Gum Flat Restoration Project

Council was successful in receiving a Grassroots Grant to prepare the Minlagawi/Gum Flat Management Plan (Plan) on behalf of a stakeholder committee.

The aim of this Plan is to allow stakeholders to undertake restoration and educational activities in a coordinated manner, and by working together as a community, increase community engagement at Minlagawi/Gum Flat by protecting, restoring and enhancing Narungga cultural, environmental, agricultural, aesthetic and recreational values of the Minlagawi/Gum Flat Reserve.

The stakeholder committee consists of the Narungga Nations Aboriginal Corporation, Nharangga Aboriginal Progress Association, Nharangga agencies/groups and community members, Minlaton and District Progress Association, schools (Prince Alfred College, Minlaton District Early Learning Centre, Minlaton District School, St Columba's Memorial School), SYP Landcare, Minlaton Tidy Towns, Landscape SA Northern and Yorke, community members and farmers.

The two most proactive groups for environmental restoration activities are Prince Alfred College (College) and SYP Landcare, the latter now also providing support to the College on their Council-supported working bee days. One day per term, the Minlaton District Early Learning Centre also joins in, engaging in nature play learning, supported by College students. Other stakeholders provide a guest speaker, rounding out a successful day of restoration works, learning, and coming together as a community.

National Tree Day

Due to restrictions associated with the COVID-19 pandemic, National Tree Day was not delivered as it normally would be.

However, Council did support St Columba's Memorial School to undertake a planting at Lake Fowler, near Yorketown, when restrictions permitted.

The vegetation on the Council reserve at Lake Fowler was destroyed during the Black Summer Yorketown bushfire. The large burnt out pine trees were removed and the space was replanted with indigenous species by the Middle Years class.

As all students were impacted by the bushfire, with some losing their homes, the process of revegetation was a cathartic activity and greatly supported student wellbeing.



Nuisance and Litter Complaints and Offences

The Local Nuisance and Litter Control Act 2016 (the Act) is legislation that came into full effect as of 1 July 2017. Councils are the principal authority in dealing with this legislation.

The Act was developed to support and enhance local amenity values by making specified matters such as noise and odour a local nuisance and therefore a Council issue. Generally, Council will become involved if an issue within the community (e.g. between neighbours) cannot be resolved.

A local nuisance is described in the Act as being any adverse impact on the amenity value of an area, which unreasonably interferes with, or is likely to unreasonably interfere with, the enjoyment of that area by people in that area.

A person's activities should not unreasonably interfere with the well-being or enjoyment of an area by others. This includes not only the indoor and outdoor spaces of a person's own property but public and community areas such as parks, other places of public recreation, and commercial precincts.

The depositing of litter is now also contained within this legislation.

2020/21 Complaints and Expiations

28	Complaints of local nuisance (up 27% from 2019/20)
12	Nuisance offences expiated (up 500% from 2019/20)
66	Complaints of littering (down 8% from 2019/20)
68	Litter offences expiated (up 750% from 2019/20)
3	Abatement notices (no change from 2019/20)



Waste Management

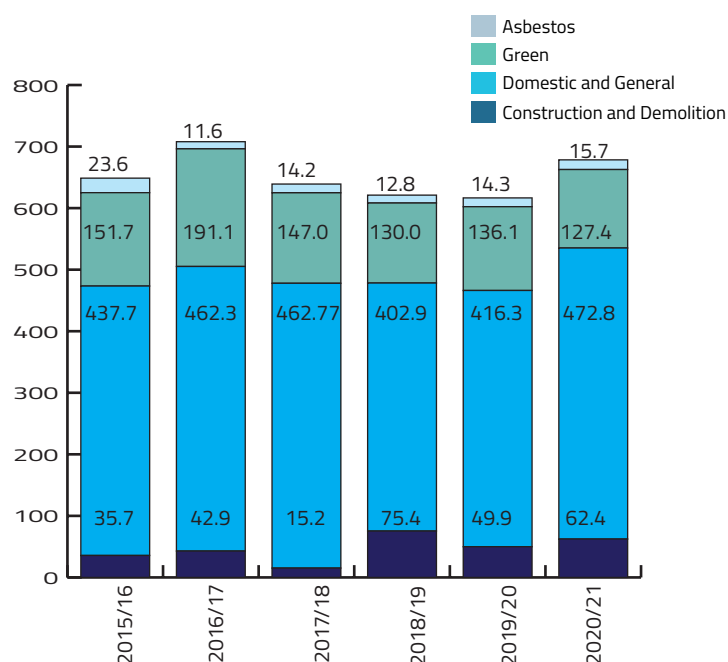
Council (via contractors) continues to provide a kerbside waste and recycling collection service and Transfer Station outlets for waste and recycling material. Collection of green waste also forms part of

the kerbside waste and recycling collection service contract, with townships serviced on a monthly basis.

In 2020/21 approximately 5,489.04 tonnes of mixed waste were collected with an estimated 1,151.04 tonnes (21%) of recyclable material diverted from

landfill. During this period approximately 1,092.18 tonnes of green waste were collected and processed, with material being used by Council for rehabilitation purposes, as well as being provided to community groups for community projects.

Breakdown of Tonnes Collected at Transfer Stations



Waste Control Systems

Council's Environmental Health Officer role includes the ongoing assessment of wastewater applications and inspecting the installation of these approved systems. Such applications cover:

- local sewer schemes
- common wastewater management schemes
- on-site disposal via septic/aerobic tank and soakage/irrigation area
- on-site disposal incorporating pressure dosed soakage beds, these can be particularly useful for small blocks and difficult sites and
- off-site disposal of effluent via a holding tank for properties within 100m of the high water mark (sensitive coastal zone) – holding tanks are not allowed for new developments and are only considered for particular locations.

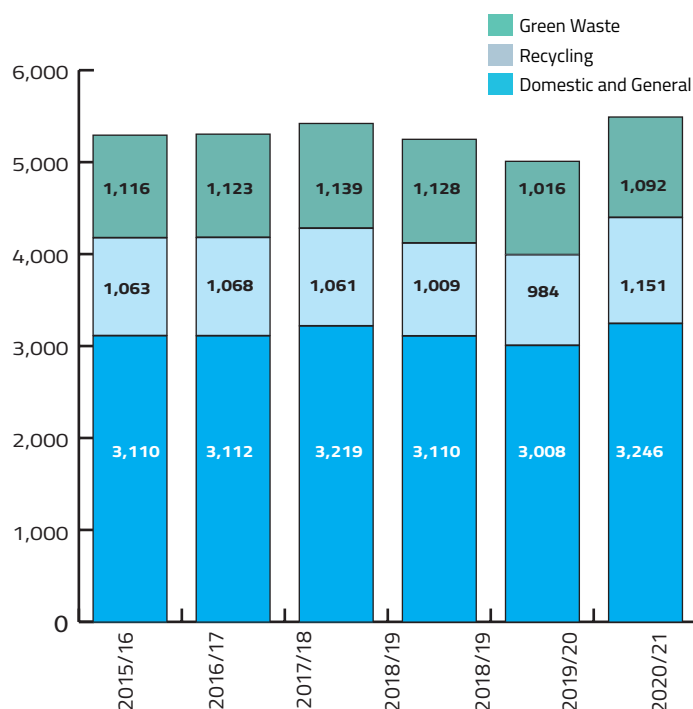


5,489

**Tonnes of mixed waste
was collected during
2020/21 - up 34% from 2019/20**



Comparative Breakdown of Waste Collection



Goal 4: Community Engaged and Supported

Council will continually seek innovative ways to engage and support our community and improve the quality of life on the Peninsula. Council will continue to work in partnership with Progress Associations and other key stakeholders to achieve this goal.



Animal Management

Council's Animal Management Plan, adopted in 2018 pursuant to the Dog and Cat Management Act, aims to encourage responsible pet ownership, where people and pets integrate safely and harmoniously within the community. The plan also recognises that companion animals are part of the community, contributing to quality of life. Council is committed to ensuring that the needs of animals and their owners are accommodated while recognising the different needs of all members of the community and meeting legislative requirements.

In December 2020 new By-laws came into force. The new Dog by-law is very similar to the previous one, but there is now a separate By-law for cats. The Cat By-law was introduced to educate cat owners to be more responsible.

As of 1 July 2021, all cats are required to be registered in a similar way that dogs are registered. To encourage cat owners to microchip and desex their cats, free registration will be offered to cats that are both desexed and microchipped.

Cat owners have been encouraged to enter their cats into Dogs and Cats Online (DACO), (state dog and cat register) at no charge so that if their cat has been detained, it can be returned to its owner. Council currently has 391 cats registered in DACO. Fees will apply to register cats in the future if they are not both desexed and microchipped.

Council received 2,962 dog registrations since 1 July 2020, generating an income of \$97,004. All monies received from dog registrations is expended in the administration and enforcement of the provisions of the Dog and Cat Management Act relating to dogs and cats.

The majority of cat complaints received by Council relate to feral/un-owned cats.

Australia Day and Citizen of the Year Awards

Council's Australia Day 2021 event was hosted by Mayor Darren Braund and held at the Maitland Town Hall with community members sharing in the celebrations.

Council was fortunate to have Mr Michael Angelakis AM attend the celebrations as our Australia Day Ambassador and share his Australia Day story. Michael was well received and highlighted the importance of acknowledging all Australians on Australia Day, including the original owners of the land and migrants who have come to Australia and now call Australia home.

Four Australia Day Awards were presented:

Community Group or Event of the Year – Port Vincent Gala Day. Awarded to the Port Vincent Progress Association for organising a family friendly event that showcased entertainment and stalls featuring fresh produce from the Yorke Peninsula and surrounding areas, finished off with an amazing fireworks display attended by thousands of locals and visitors alike.

Young Citizen of the Year – Stacey Searle. Awarded for her passionate advocacy for mental health within the local and greater community through her music and volunteer work. Stacey regularly volunteers at Feel the Magic camps for children who are grieving a loved one and participates in the annual Ski for Life event along the Murray River to raise awareness around mental health, wellbeing and suicide prevention.

Citizen of the Year – Kate Martin. Awarded for her active involvement assisting community members during the recent COVID-19 pandemic and the 2019 bushfires. Kate provided a wonderful source of comfort, support and help to many, always going above and beyond to assist others in the community.

Award for Active Citizenship (inaugural award for 2021) – Peter Stockings. Awarded for his exceptional efforts during the devastating 2019 bushfires.

Council was fortunate to receive a grant for the Australia Day celebrations and was able to engage and support many local businesses. Overall, the event was a great success.

Citizenship Ceremony

Australia Day is a special day to become an Australian Citizen. On Australia Day 2021 the Yorke Peninsula community welcomed six new citizens.

No other citizenship ceremonies were performed throughout the year.

Community Grants, Sponsorship and Donations

Council remains committed to assisting local groups through a series of grants and support programs each year.

The Community Grants Scheme provides financial grants to community groups and not-for-profit organisations to contribute to the community by funding projects, programs and activities which achieve recreation, culture, environmental, community, social development or welfare outcomes.

In 2020/21, 30 Community Grants totalling \$100,358.73 were made to community groups and organisations. A detailed list of all funding recipients is provided in Appendix 2.

Council also provides a small amount of discretionary funding for sponsorships and donations. In 2020/21 Council provided over \$16k in discretionary funding which included sponsorship for the Maitland Music and Arts Club, Footlight Theatre, Gynburra Festival, Berry Bay Surf Championship and the Yorkes Surf Classic and NAIDOC Week activities.



Customer Service

Our customers are our community and when interacting with them, we are guided by certain legislative standards and requirements. We also have a general commitment towards providing a positive experience to those we serve and the Customer Service Charter sets out the information and direction to our customers and staff on our service standards and feedback mechanisms.

The Customer Service Team and Information Technology Team have recently embarked on a project to explore the opportunities in the industry to continuously improve our interactions with our customers in line with current trends in customer service – both electronically and physically.



Food Safety

Routine and follow up inspections of food businesses are undertaken throughout the year. Council now uses the voluntary Food Safety Rating Scheme (Scores on Doors) developed by SA Health to guide food inspections. This provides a visual performance indicator, which helps provide measurable food safety goals for food business owners. The score rating system also helps put importance on high risk areas of food handling with higher scores assigned to these areas.

Routine inspections seek to determine the knowledge and skill level of the persons involved in food preparation and sale, along with the general cleanliness and suitability of the premises. It also provides advice and support to all food businesses, ensuring a continual improvement in the safety of food handling practices.

Council's Environmental Health Officer (EHO) also deals with food complaints from the public; such complaints may be about the quality or safety of food for sale, observed food handling practices or other related matters that concern a consumer. Food Recalls are brought to the attention of the EHO via emails from the Department of Health and if requested, the EHO may check food premises shelves to ensure the implicated food has been removed from sale.

Food safety training can also be undertaken by the EHO, especially for volunteer groups that may not be able to cover the cost of accredited training.

Legionella

Legionnaires' disease (Legionellosis) is a serious and sometimes fatal form of pneumonia caused by the bacteria Legionella. Legionella bacteria are found naturally in the environment and thrive in warm water and warm damp places. They are commonly found in bodies of water, soil and potting mix.

People most at risk of getting sick from the

bacteria are older people (usually 50 years of age or older), people who are current or former smokers, those who have a chronic lung disease (like emphysema) and people who have weak immune systems from diseases like cancer, diabetes, or kidney failure.

People usually get Legionnaires' disease by breathing in Legionella bacteria in very fine droplets of water called aerosols. Such aerosols are often associated with cooling towers and warm water systems. In the Yorke Peninsula Council area three (3) sites at which warm water systems are in place have been registered with Council and annual audit reports of the systems are received.

Leisure Options

Council's Yorke Peninsula Leisure Options (YPLO) program provides diverse recreational and social opportunities for seniors and people with disabilities. YPLO currently runs group sessions based at Minlaton and Yorketown and receives funds from State and Commonwealth Governments to support the program.

State funding has evolved the HACC (Home and Community Care) funded program which was aimed at supporting people aged under 65 years, who have not been able to secure National Disability Insurance Scheme (NDIS) funding. This funding has now transitioned to Community Connections, short-term support to improve independence. YPLO is no longer receiving funding to support people in this category. Funding sources are primarily received from NDIS funding.

Not only has YPLO has undergone significant changes with the funding model there have also been changes within the support worker roles. Starting 2021 with a search for experienced and enthusiastic support persons YPLO welcomed on-board Jaime Illman and Eleni Loechel.

A detailed account of the 2020/21 YPLO annual highlights can be found in Appendix 2.

Libraries

Yorke Peninsula Libraries have continued to work together to provide a high level of community service. A number of author events, Bounce and Rhyme and other community events have been held and well received throughout the region.

Council, in conjunction with the joint use School Community libraries have continued to work with the Public Library Service of SA to ensure ongoing improvements to customer access and services provided.

Public Health

The South Australian Public Health Act 2011 charges Councils with the responsibility of preserving, protecting and promoting public health within its area.

EHOs may receive complaints from community members about matters they perceive as a public health risk. The EHO needs to investigate and consider if there is a risk to public health and what action needs to be taken to alleviate it.

During the reporting period complaints have been received concerning the risk from:

- Offensive odours
- Illegal wastewater discharge
- Noise
- Asbestos
- Living conditions
- Potential contamination
- Failing effluent disposal systems
- Pests
- Water quality
- Air pollution
- Quality or safety of food for sale
- Coronavirus



Anna Binna | Harvesting, Maitland



Youth

Yorke Peninsula Council strives to provide and promote activities for young people throughout the Council district and recognises the role it has to play in promoting health and wellbeing.

Our Strategic Plan and the Yorke Peninsula Alliance Regional Public Health Plan highlight some of the priority areas and challenges facing the region.

Opportunities for participation in community life and the isolation problems we face on the Yorke Peninsula have been particularly challenging due to the impacts of COVID-19 experienced over the past year.

Yorke Peninsula's YorKON gaming convention, was again, sadly postponed because of the lasting effects of COVID-19. With a full program

planned over two days, the disappointment has certainly been felt throughout the region and greater community.

While it is a shame that, for the second year running YorKON has not taken place, Council were able to overcome the adversities of COVID-19 to host six successful food and wellness fairs (Yorke on a Fork) throughout the district.

As part of the partnership with Flinders University, over a number of years, Council have worked with Nutrition and Dietetics Students to kick start the community connections that led to this fantastic initiative. All fairs promoted good, nutritious and healthy eating along with multiple wellness programs. The events focused on locally sourced producers, suppliers and retailers, and featured local food demonstrations and wellness workshops.

Council were fortunate in gaining grant funding through the Australian Government's Drought Communities Programme in 2020, which fit perfectly with our community health and wellbeing objectives and enabled us to well exceed the goal of bringing a single event to the community.

Celebrity chefs, children's entertainers, outdoor activities, which included nature play, mindfulness art and come and try sporting sessions assisted in engaging young people and their families with the fairs, which were well attended and made a very real contribution towards improving the physical and mental health of our community.

Council will continue to invest in and support youth activities, events and programs and other opportunities as they may arise.

Goal 5: Responsible Governance

Council will demonstrate leadership, improve service delivery and ensure its business is conducted in a compliant, transparent, accountable, sustainable and efficient way using technology as an enabler.



\$10.8m

External grant funding successfully obtained for operating and capital projects



External Grant Funding

Successfully obtaining grant funding is an important function for Council and provides a mechanism for delivering additional projects that would otherwise have to be sourced through additional rates or other revenue streams. Grant funding can be viewed in two components – regular (known) Federal and State funding and also competitive grants which involve writing winning submissions and successfully obtaining funding.

In 2020/21 the Yorke Peninsula Council obtained a total of \$10.7 million grant funding for operating and capital projects. A breakdown of all grant funding received is provided in Appendix 2.

Information Services



The Information Technology team continue to manage the information and communication technology infrastructure systems, applications and personal computing devices.

A number of enhancements were performed to the electronic document records management system (EDRMS), geographical information system (GIS) and the intranet to enable current information and reporting requirements to be met.

Due to COVID-19, the need for staff to work from home continued and the information technology team continued to support staff remotely, with a focus on improving how this was being done.

The ability of staff to be able to work from any location, be fully productive and able to achieve all of their duties, has since become an important factor when implementing or upgrading or reviewing systems.

Work has continued on Council's risk, hazard and corrective actions systems to enable more efficient means of dealing with each occurrence. The ability for customer requests to be submitted electronically has commenced the design phase with the aim of implementing and releasing in 2022.

Security and antivirus updates continue to be applied to infrastructure, servers and workstations regularly. Disaster recovery

systems were tested successfully with recovery completed within the expected timeframes.

System security audits commenced in 2020/21 and will continue with corrective actions into 2021/22.

Internal Review of Council Decisions

Council is committed to ensuring its customers are provided with an open, responsive and accountable process for reviewing grievances

There were no new matters considered during the 2020/21 financial year.

The Review of Internal Decisions Policy (P0037) serves to provide a fair, consistent and structured process for Council's customers if they are dissatisfied with a previous decision made by Council (including Council employees or other persons acting on behalf of the Council), in accordance with the requirements under Section 270 of the Local Government Act 1999.

Managing Complaints

Council is committed to ensuring its customers are provided with an open, responsive and accountable process for reviewing grievances.

Council's Complaints Policy P0147 adopts a three-tiered approach to categorising and managing complaints, with the third tier being an internal review in accordance with the Internal Review of a Council Decision Policy P0037.

The Internal Review of a Council Decision Policy P0037 serves to provide a fair, consistent and structured process for Council's customers if they are dissatisfied with a previous decision made by Council (including Council employees or other persons acting on behalf of the Council), in accordance with the requirements under Section 270 of the Local Government Act 1999.

Copies of both policies can be accessed via Council's Website under the 'ABOUT US' tab (click on 'Policies' under the 'Forms and Documents' section) or by contacting any Council office.

Council is committed to continually improving the service it provides and all feedback received

is considered valuable in evaluating Council's performance in the eyes of the community. In many cases feedback relates to a request for service (Customer Service Requests) or an expression of gratitude, however at times Council does receive complaints.

A complaint is defined as an expression of dissatisfaction with a product or service provided by Council, or its representative, that has failed to reach the standard stated, implied or expected.

The following are NOT considered a complaint:

- A request for Council services (unless the complaint relates to a failure to respond).
- A request for documents, information or explanation of policies or procedures.
- A request for Council to exercise a regulatory function (unless the complaint relates to a failure to respond).
- The lodging of an appeal or objection in accordance with a statutory process, standard procedure or policy (unless a review of a decision has been requested in accordance with Council's Internal Review of Council Decision Policy P0037).
- A submission relating to the exercise of a regulatory function (e.g. an objection to a development application or a submission on a policy).
- Disputes between neighbours.
- There are also separate processes that apply to particular types of complaints that are not subject to disclosure in Council's Annual report including:
- Civil liability matters.
- Matters already being dealt with through a Court process.
- Freedom of Information requests.
- Complaints relating to Elected Member or employee conduct.
- Insurance claims.

Council received a total of 72 new complaints during 2020/21. Of those 72 complaints, 71 have been addressed and closed.

Full details are provided within Appendix 2.





Representation Review

As per the Local Government Act 1999, a Council is required to conduct a review of its representation at least once in every eight years or when specified by the Electoral Commissioner and also when the number of electors for a ward varies from the ward quota by more than 20%.


The purpose of the review is to determine whether the community would benefit from an alteration to its composition or ward structure.

On 9 July 2020 the Minister for Planning and Local Government advised, by way of a notice in the Government Gazette, that Council must undertake and complete a representation review during the period October 2020 – October 2021.

The key issues that are required to be addressed during the review include:

- the principal member of Council, more specifically whether it should be a Mayor elected by the community or a Chairperson selected by (and from amongst) the elected members;
- the composition of Council, including the number of elected members required to provide fair and adequate representation to the community and the need for area councillors in addition to ward councillors (where the council area is to be divided into wards);
- the division of the Council area into wards or the abolition of wards; and
- the level of ward representation within, and the name of, any future proposed wards.

The expert services of CL Rowe and Associates Pty Ltd were engaged to conduct the Representation Review on behalf of Council.



Yorke town | Gabrielle Gutsche

In December 2020 Council endorsed the 'Representation Options Paper' (Options Paper) for public consultation.

The Options Paper was made available to the community via Council's website, Facebook, a notice in the Country Times and via all Council offices. The community were invited to make a written submission expressing their views on the future composition and structure of Council. This consultation period commenced on 16 December 2020 and closed on 12 February 2021.

Only three submissions were received.

Despite the low number, they did provide some insight in respect to several specific issues.

At its meeting of 14 April 2021, Council considered all matters relevant to the review, including the public submissions; made some "in principle" agreements in respect to its future composition and structure; and resolved to initiate the second public consultation stage (including the preparation of this Representation Review Report).

Council then considered and endorsed the Elector Representation Review - Representation Review Report (Review Report) for the purpose of undertaking the second prescribed public consultation process at the general Council meeting held on 12 May 2021.

This second period of public consultation commenced on 18 May 2021 and ran through to 25 June 2021. This consultation included all the same communication channels as the Options Paper consultation with multiple public notices and Facebook posts.

Only one submission was received.

The Representation Review continued on into this current financial year with Council considering the submission at its meeting of 12 August and at the meeting of 8 September 2021 Council formally adopted Option 1 (maintain current ward structure and councillor composition) as described in the Options Paper and authorised the CEO to prepare a final report to advise the Electoral Commissioner of the recommendation.

Local Government Representation Quota Comparison

Council	No. of Elected Members	No. of Electors	Ratio	Class.
Adelaide Plains	10	6,292	1:692	RAL
Clare & Gilbert Valleys Council	10	6,685	1:669	RAL
Copper Coast	10	11,728	1:1172	RAV
Light Regional	11	10,545	1:959	RAV
Port Pirie Council	10	12,927	1:1293	RAV
Wakefield Regional Council	10	4,828	1:483	RAL
Yorke Peninsula Council	12	8,753	1:729	RAV

The table above compares the Yorke Peninsula Council's representation quota with neighbouring and other comparable councils. The representation quota is determined by dividing the total number of electors by the number of Elected Members (including Mayors).

The Australian classification of local government defines each council based on its population, the population density and the proportion of the population that is classified as urban for that council. As shown below, the Yorke Peninsula Council is classified as Rural Agricultural – Very Large (RAV) along with the neighboring Copper Coast Council.





Strategic Management Plan Review

The Local Government Act stipulates that Councils must undertake a comprehensive review of its strategic management plans within 2 years of a general election. The Act goes on to state "A Council may amend its strategic management plans or adopt new plans".

At the Council meeting of 10 July 2019, Elected Members endorsed the recommendation to amend the 2016-2020 Strategic Management Plan rather than making major alterations to Council's direction.

It was agreed that the following methodology would be adopted.

1. Survey the entire community asking for "Top 3" priorities for this Council to achieve.
2. Undertake internal analysis to determine Council's performance against the current Plan.
3. Re-examine the internal and external challenges facing Council and undertake a new SWOT (strengths, weaknesses, opportunities and threats) analysis.
4. Based on the above information, evaluate and where appropriate make changes to the existing Plan.
5. Put the Plan out for community feedback.
6. Based on submissions, make any final amendments and adopt a new Strategic Management Plan.

Work then commenced on the review during 2019/20.

From Step 1, a total of 37 submissions were received from the first round of community consultation.

A review of these submissions showed that the goals as outlined in the 2016-2020 Strategic Management Plan still reflected the community's priorities and no changes were required.

Per steps 2 and 3, internal analysis of Council's performance during the 2016-2020 period was undertaken which identified that some refinement of Council's strategies and performance measures was required. Further to this, Elected Members and staff participated in a facilitated "Strategic and Policy Planning Alignment" workshop in March 2020. During this day, work was undertaken to help clarify the vision and strategic directions going forward. As a result, a new 'vision statement' was developed.

In accordance with steps 4 and 5, a revised Strategic Management Plan was developed to a point that further community input was then sought. This period of consultation was open for six weeks to allow for maximum community participation. The community was advised via letters mailed directly to every Progress Association plus a number of public notices and social media posts were developed to promote the consultation.

Despite these efforts, no community submissions were received on the draft Plan. The final draft of the 2021-2025 Strategic Management Plan was then adopted by Council on 14 October 2020.



Work Health and Safety

Workplace Health & Safety (WHS) continues to be vital key component in Council's ability to provide a safe work environment for its employees and a safe community for its residents and visitors.

Council continuously strives to maintain high standards of practice in the areas of WHS. These practices are reviewed annually and monitored by Local Government Association by way of auditing Council Safety Systems and providing feedback to Council in such areas as contractor management, training and accident or incidents both internally and in the community.

Council continues to enhance its WHS responsibilities by continually reviewing its safety management plan. This plan has allowed Council to identify deficiencies in the areas of WHS and make necessary changes required to achieve favourable outcomes for both its staff and the community.

In 2020/21 Council undertook a procedure Validation Audit to ensure Council procedures meet legislative requirements and provide employees with direction of how to undertake work tasks in a safe manner.

Procedures audited were:

- Hazardous Manual Tasks
- Return To Work

From these audits some actions had been identified for improvement and Council has implemented these to enhance safe work practices.

Council has also this year focused heavily on updating and having staff undertake Verification of competencies in Safe Operating Procedures (SOPs). Staff use these procedures to refresh and learn new skills within the workplace with regard to plant use. In all Council has reviewed and created approximately 110 SOPs.

Other safety improvements and achievements include:

- New asset and infrastructure toolbox safety reports
- Safe Work Method Statements for identified High Risk Work
- All of Council Work Health and Safety Procedures reviewed and adopted in line with Councils review and implementation schedule.

Public Health

The Yorke Peninsula Council is committed to providing for its residents and visitors to the Yorke Peninsula area a safe environment. This is done via consultation with the community, feedback provided to Council via Customer requests and Accident incident forms from the public.

Council continues to monitor events of WHS and risk to the community and seeks to continue improvements in these areas constantly.

Council openly welcomes consultation from the broader community to be able to maintain a high standard in WHS and Risk Management and can only fix problem areas if notified.



Staff Training



Our Council Performance

Annual Business Plan & Strategic Plan

Challenges and opportunities drive our vision for the Peninsula and set the direction for our five strategic goals as outlined in Council's 2021-2025 Strategic Management Plan.

The Strategic Management Plan is supported by a range of operational plans to achieve Council's vision and goals. Council's Long Term Financial Plan and the Annual Business Plans underpin the success of the Strategic Management Plan.

Planning a sustainable future for the Peninsula relies on being responsible today – responsible in our care of the environment, our people and culture, our heritage and our prosperity. It also relies on building and maintaining productive partnerships and strong relationships with the Yorke Peninsula community to achieve a more sustainable future for our community.

An online version of Council's 2021-2025 Strategic Management Plan, Long Term Financial Plan and the 2020/21 Annual Business Plan can all be viewed or downloaded at www.yorke.sa.gov.au

Annual Business Plan

Performance: Financial

The following summary presents a snapshot of Council's financial performance for 2020/21 including comparisons to previous years. The full audited financial statements are provided as Appendix 1 of this report.

Key Financial Ratios

Council has adopted a set of key financial ratios in line with the targets set in the Yorke Peninsula Council's Long Term Financial Plan and Annual Business Plan.

These financial ratios have been calculated in accordance with Information Paper 9 – Local Government Financial Indicators prepared as part of the LGA Financial Sustainability Program for the Local Government Association of South Australia.

Indicator	2020/21	2019/20	2018/19	2017/18
-----------	---------	---------	---------	---------

Operating Surplus Ratio	8.4%	-1.5%	-2.9%	-0.5%
--------------------------------	------	-------	-------	-------

This is the operating surplus (deficit) expressed as a percentage of operating income.

A positive ratio indicates the percentage of operating income available to help fund proposed capital expenditure. A negative ratio indicates the percentage increase in operating income or the approximate decrease in operating expenses required to achieve a breakeven operating result.

Net Financial Liabilities Ratio	3.0%	11%	7%	10%
--	------	-----	----	-----

The net financial liabilities ratio is calculated by expressing net financial liabilities at the end of a financial year as a percentage of operating income for the year. If the ratio falls, over time, this indicates that the Council's capacity to meet its financial obligations from operating income is strengthening.

Asset Renewal Funding Ratio	80%	94%	86%	74%
------------------------------------	-----	-----	-----	-----

This ratio indicates the extent to which existing assets are being renewed and replaced, compared with the asset renewal and replacement expenditure identified as warranted in Council's Asset Management Plans (AMPs). It is calculated by measuring capital expenditure on renewal or replacement of assets for a period, divided by the level of such expenditure proposed in the AMPs.

Alternatively where AMP's for all asset classes are not available or up to date, depreciation can be used as a comparison. Council currently uses levels of expenditure proposed in its AMPs as a measure.

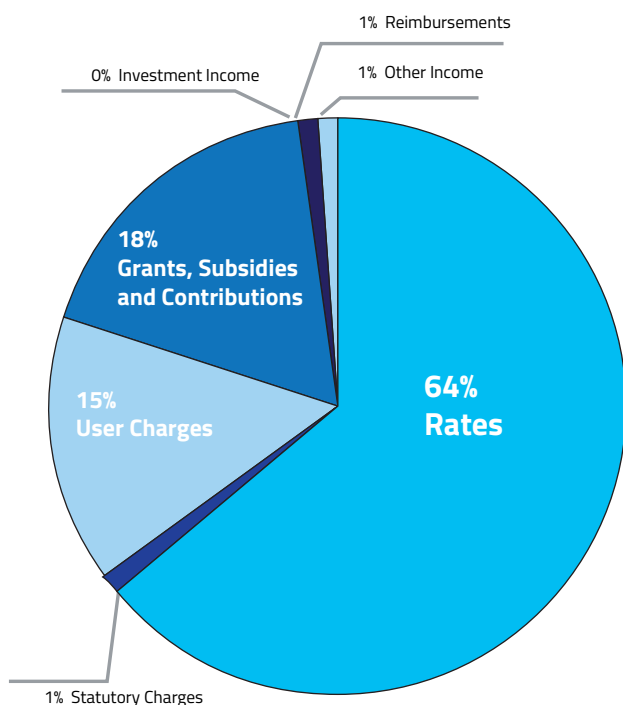


Stansbury Markets | Gabrielle Gutsche

Operating Income

Council's income is derived from various sources including rates, statutory charges, user charges, investment revenue, and grants and contributions. A breakdown of Council's 2020/21 incomes sources is shown below.

Operating Income Breakdown



Total Operating Income

Income Classification	2020/21 (\$,000)	2019/20 (\$,000)	Variance (\$,000)	Variance (%)
Rates	23,467	23,297	170	0.7%
Statutory Charges	533	416	117	28.1%
User Charges	5,315	3,702	1,613	43.6%
Grants, subsidies, contributions	6,689	4,662	2,027	43.5%
Investment Income	101	165	-64	-38.8%
Reimbursements	289	395	-106	-26.8%
Other Income	259	188	71	37.8%
TOTAL	36,653	32,825	3,828	11.7%

Operating income received during 2020/21 totalled \$36.6 million. Total income increased by \$3.8m (11.7%) compared to 2019/20. As shown, this increase was mainly attributed to the growth in user charges (up \$1.6m) and growth in grant income (up by \$2.0m).


The growth in user charges is due to the increased tourism activities of our local intrastate market. Caravan Park revenue was up by \$1.3m, bush camping up by \$0.13m and boat ramp fees up \$42k.

YP Leisure Options also brought in additional income of \$60k. With interstate and international travel restrictions lifting progressively, it is likely user charges income will normalise in future years.

A net increase of \$2m (after accounting for the reduction in overall Financial Assistance Grants) in one-off Grants from the Commonwealth Government as stimulus funding related to the impacts of drought and COVID-19 has also inflated Council's operating bottom line.

In real terms the operating surplus, when adjusted for the additional user charges and one-off grants mentioned above, is significantly lower once corresponding expenditure is accounted for. It should be noted that with COVID-19 restrictions easing, this additional revenue is likely to decline or disappear completely in future years, thus impacting Council's bottom line. As such its inconsistent or one-off nature should be noted when considering Council's 2020/21 operating result and overall financial performance.





Operating Expenses

The main types of operating expenses are materials and contracts, employee costs and the depreciation of Council's vast array of assets. A breakdown of the 2020/21 operating expenses is shown below.

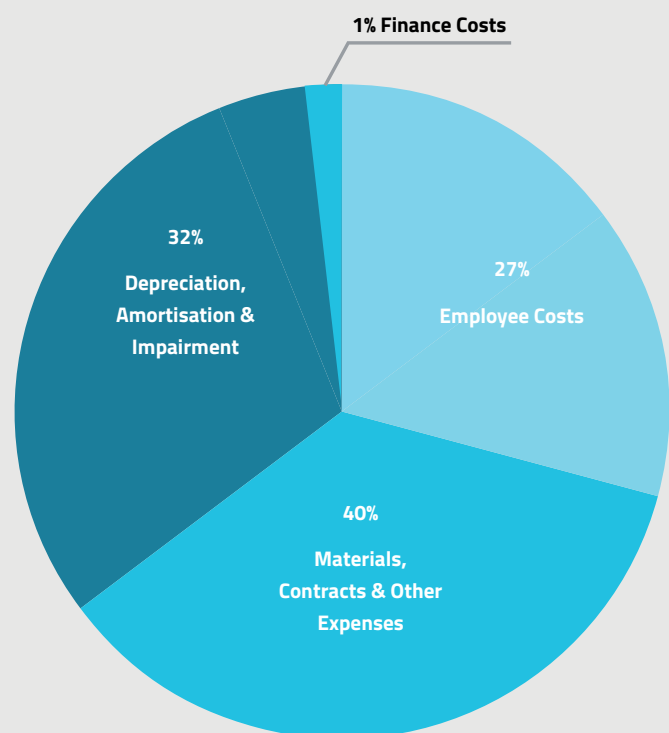
Total operating expenses totalled \$33.5 million, an overall increase of just 0.8% (\$263k) compared to 2019/20.

The largest increase was in materials, contracts and other expenses.

This can be attributed to one-off grant funded projects such as the Port Vincent CWMS expansion project, drought and LRCIP projects, weed control and revegetation project and the water towers project. Other increases were in relation to the Port Rickaby Caravan Park which Council purchased back in August 2020.

In 2020/21 we experienced a significant decrease in depreciation expenses. This is due to decreases in the following asset classes; buildings & structures (\$28k), transport infrastructure (\$0.37m) and plant, equipment & other (\$0.13m).

Operating Expenses Breakdown



Operating Expenses Breakdown

Income Classification	2020/21 (\$,000)	2019/20 (\$,000)	Variance (\$,000)	Variance (%)
Employee Costs	9,141	9,011	130	1.4%
Materials, contracts & other expenses	13,430	12,706	724	5.7%
Depreciation	10,688	11,242	-554	-4.9%
Finance Costs	314	351	-37	-10.5%
TOTAL	33,573	33,310	263	0.8%

Actual Performance Against Original Budget

Council's budget is reviewed monthly and formally reviewed and updated each quarter to ensure targets are being met, and cash flow is maintained with changes to the adopted budget officially endorsed by Council. The analysis below is based on the original adopted budget for 2020/21.

The table below identifies that as at 30 June 2021 Council made a considerable improvement to the bottom line compared to the Adopted Budget forecast.

Council's Operating Result in 2020/21 is a surplus of \$3.1m, which is an improvement of \$3.5m in comparison to 2019/20 results. The 2019/20 operating result was a deficit of \$0.4m.

The improved 2020/21 result can primarily be attributed to increased user charges and a number of one-off grants provided by the Commonwealth Government.

As previously identified, user charges were \$1.3m higher than forecast due to increased tourism activities (caravan parks, bush camping and boat ramps). This increase should be

considered an anomaly due to current COVID conditions and is likely to normalise in future years.

A net increase of \$2m (after accounting for the reduction in overall Financial Assistance Grants) in one-off Grants from the Commonwealth Government as stimulus funding related to the impacts of drought and COVID-19 has also inflated Council's operating bottom line. This increase is conversely offset to some extent by the increase in material and contract expenses required to complete these grant funded projects.

Employee expenses in 2020/21 were lower than forecast due to a number of vacancies across Council throughout the year. Employees absent on income protection and workers compensation were back-filled via agency staff which is a minor contributor to the overall increase in material, contract and other expenses.

Due to all of the above, the bottom line result is inflated. In real terms the operating surplus when adjusted for one-off increases is significantly lower once the corresponding expenditure is accounted for.

Actual vs. Budgeted

Income Classification	2020/21 Actual (\$,000)	2020/21 Budget (\$,000)	Variance (\$,000)	Variance (%)
Rates	23,467	23,438	29	0.1%
Statutory charges	533	386	147	38.1%
User charges	5,315	4,012	1,303	32.5%
Grants, subsidies, contributions	6,689	4,657	2,032	43.6%
Investment income	101	173	-72	-41.6%
Reimbursements	289	121	168	138.8%
Other income	259	180	79	43.9%
TOTAL	36,653	32,968	3,686	11.2%
Operating Expenses (\$,000)				
Employee costs	9,141	9,574	-433	-4.5%
Materials, contracts & other expenses	13,430	12,532	898	7.2%
Depreciation	10,688	10,970	-282	-2.6%
Finance costs	314	322	-8	-2.5%
TOTAL	33,573	33,398	175	0.5%
NET OPERATING RESULT	3,080	-430	3,511	-816.3%



Annual Business Plan

Performance: Capital Projects

The Yorke Peninsula Council's 2020/21 Annual Business Plan identified a range of budgeted capital projects. The table below highlights the performance against actual expenditure for the year.

Projects	2020/21 Actual Expenditure	2020/21 Adopted Budget	\$ Variance	% Variance
COMMUNITY WASTEWATER MANAGEMENT SYSTEMS	\$188,016	\$152,896	\$35,120	23.0%
Ardrossan Waste Water Treatment Plant - replace & upgrade aerator and valve replacement	\$21,293	\$27,996	- \$6,703	-23.9%
Black Point - Pump Station 1 replacement	\$0	\$2,528	-\$2,528	-100.0%
Bluff Beach - Pump Station replacement	\$37,895	\$25,291	\$12,604	49.8%
Chinaman Wells Waste Water Treatment Plant - storage shed upgrade	\$7,155	\$6,000	\$1,155	19.2%
Hardwicke Bay - Land Management Agreement - property connection stage 2, pump station 3 upgrade and treatment plant irrigation pump and valve replacement	\$62,652	\$61,081	\$1,571	2.6%
Maitland CWMS - gravity drain replacement	\$35,437	\$30,000	\$5,437	18.1%
Port Vincent CWMS	\$9,150	\$0	\$9,150	100.0%
Tiddy Widdy CWMS	\$2,250	\$0	\$2,250	100.0%
Yorke town CWMS	\$12,184	\$0	\$12,184	100.0%
FURNITURE AND FITTINGS (including IT and equipment)	\$71,506	\$56,635	\$14,871	26.3%
IT Hardware – annual computer replacements	\$27,686	\$21,750	\$5,936	27.3%
IT Hardware - dock replacements	\$3,976	\$3,000	\$976	32.5%
IT Hardware - tape drive and server replacement	\$21,584	\$17,000	\$4,584	27.0%
IT Hardware - Portable Devices	\$6,880	\$0	\$6,880	100.0%
Marion Bay Caravan Park – camp kitchen fridge replacement	\$0	\$2,500	-\$2,500	-100.0%
Traffic counters (x 2)	\$9,360	\$10,390	-\$1,030	-9.9%
Yorke town Caravan Park - automatic defibrillator (<i>less grant subsidy of \$1k, net Council funding required = \$995</i>)	\$2,020	\$1,995	\$25	1.3%
LAND, BUILDINGS AND STRUCTURES	\$493,268	\$85,676	\$407,592	475.7%
Beach Shelters - Community Infrastructure Program	\$17,411	\$0	\$17,411	100.0%
Capital Shelters and Structure upgrade	\$45,450	\$0	\$45,450	100.0%
Caravan Park Capital	\$6,075	\$0	\$6,075	100.0%
Drought Communities Program - Public Toilet Refresh	\$271,757	\$0	\$271,757	100.0%
Gum Flat Picnic Shelter - Roads & Community Infrastructure Program	\$800	\$0	\$800	100.0%
Maitland Office Capital	\$7,070	\$0	\$7,070	100.0%
Marion Bay Caravan Park - amenities capital	\$3,632	\$0	\$3,632	100.0%

Projects	2020/21 Actual Expenditure	2020/21 Adopted Budget	\$ Variance	% Variance
LAND, BUILDINGS AND STRUCTURES - cont.				
Point Turton Caravan Park - cabin repairs	\$11,364	\$0	\$11,364	100.0%
Point Turton Caravan Park - completion of camp kitchen	\$8,231	\$9,426	-\$1,195	-12.7%
Point Turton Caravan Park - replacement of galv water pipe	\$24,064	\$50,000	-\$25,936	-51.9%
Port Clinton - operation pool safety	\$3,518	\$17,750	-\$14,232	-80.2%
Port Vincent Hall	\$72,251	\$0	\$72,251	100.0%
Port Vincent Kiosk - installation of a grease trap to the wastewater system	\$0	\$8,500	-\$8,500	-100.0%
Stansbury Institute Hall	\$17,022	\$0	\$17,022	100.0%
Tourism Signage Upgrade	\$4,623	\$0	\$4,623	100.0%
MAJOR PLANT, EQUIPMENT, FLEET VEHICLES AND MINOR PLANT	\$1,114,463	\$909,000	\$205,463	22.6%
8 Tonne Truck & Skidsteer Trailer (<i>less trade-ins of \$8k, net Council funding required = \$199k</i>)	\$189,218	\$207,000	-\$17,782	-8.6%
Construction Grader (<i>less trade-ins of \$80k, net Council funding required = \$320k</i>)	\$385,000	\$400,000	-\$15,000	-3.8%
Fleet Vehicles (x 4)	\$140,268	\$0	\$140,268	100.0%
Prime Mover (<i>less trade-ins of \$6k, net Council funding required = \$189k</i>)	\$187,807	\$195,000	-\$7,193	-3.7%
Mini Track Loader (skidsteer)	\$90,000	\$55,000	\$35,000	63.6%
Minor Plant - cable locator, trailer, push mower and mower trailer	\$26,000	\$20,000	\$6,000	30.0%
Motorised Mower	\$29,449	\$32,000	-\$2,551	-8.0%
Plant and Machinery (grader engine)	\$55,654	\$0	\$55,654	100.0%
YP Leisure Options	\$11,067	\$0	\$11,067	100.0%
OTHER	\$1,062,298	\$979,043	\$83,255	8.5%
Beach Access Stairs - (Coastal Managment Strategy)	\$2,168	\$0	\$2,168	100.0%
Beach Access Stairs Capital	\$2,492	\$0	\$2,492	100.0%
Black Point Boat Ramp modification (<i>less grant subsidy of \$330k and Progress's contribution of \$80k, net Council funding required = \$250k</i>)	\$10,300	\$660,000	-\$649,700	-98.4%
Bush Camping - Bush Fire Grant	\$41,229	\$0	\$41,229	100.0%
Bush Camping - Capital	\$30,653	\$0	\$30,653	100.0%
Cemeteries Capital	\$6,727	\$0	\$6,727	100.0%
Council Chambers Upgrade	\$6,656	\$0	\$6,656	100.0%
Drought Community Program - Bush Camping Amenities	\$14,862	\$0	\$14,862	100.0%
Drought Community Program - Water System Controllers	\$140,341	\$0	\$140,341	100.0%
Drought Community Program - Salt Lake Tourist Trail	\$86,403	\$0	\$86,403	100.0%
Equipment - Office	\$15,573	\$0	\$15,573	100.0%
Furniture Replacement Program - Parks and Reserves - Stage 1	\$18,799	\$20,000	-\$1,201	-6.0%
Jetties - Capital Expenditure	\$19,800	\$0	\$19,800	100.0%

Projects	2020/21 Actual Expenditure	2020/21 Adopted Budget	\$ Variance	% Variance
OTHERS - cont.				
Marion Bay Caravan Park - Playground Upgrade	\$17,970	\$0	\$17,970	100.0%
Parks and Gardens	\$8,631	\$0	\$8,631	100.0%
Pine Point Standpipe Upgrade	\$39,936	\$0	\$39,936	100.0%
Point Turton Caravan Park – deluxe cabin roadways	\$14,268	\$14,268	\$0	0.0%
Point Turton Caravan Park - fencing	\$19,207	\$0	\$19,207	100.0%
Point Turton Caravan Park Capital - General	\$2,045	\$0	\$2,045	100.0%
Port Rickaby Caravan Park Capital	\$383,726	\$0	\$383,726	100.0%
Port Vincent Caravan Park Capital - general	\$67,855	\$0	\$67,855	100.0%
Port Vincent Caravan Park playground rejuvenation	\$52,046	\$0	\$52,046	100.0%
Port Vincent Caravan Park – road upgrade - Stage 1	\$0	\$59,775	-\$59,775	-100.0%
Sea Wall Installation - Manwura Street, Port Clinton (less grant subsidy of \$135k, net Council funding required = \$90k)	\$8,544	\$225,000	-\$216,456	-96.2%
Sea Rise Protection	\$17,755	\$0	\$17,755	100.0%
The Pines - Beach Access	\$34,312	\$0	\$34,312	100.0%
TRANSPORT INFRASTRUCTURE	\$8,374,952	\$8,639,516	-\$264,564	-3.1%
Ardrossan RSL Carpark Upgrade	\$48,389	\$0	\$48,389	100.0%
Bitumen Rehabilitation	\$355,524	\$401,000	-\$45,476	-11.3%
Cliff Top Walking Trail upgrade project	\$32,990	\$0	\$32,990	100.0%
Disabled Access (Townships)	\$0	\$25,000	-\$25,000	-100.0%
Drought Community Program - Footpath - Stansbury Rd, Yorketown	\$41,784	\$0	\$41,784	100.0%
Drought Community Program - Footpath - Cnr Main & Marine Pde	\$85,397	\$0	\$85,397	100.0%
Drought Community Program - Footpath - Robert St, Maitland	\$8,222	\$0	\$8,222	100.0%
Drought Community Program - Road Patch Sheeting	\$250,000	\$0	\$250,000	100.0%
Gardner St & Fowler Tce, Price (design and preliminary work)	\$35,980	\$0	\$35,980	100.0%
Patch Sheeting (North)	\$1,010,939	\$1,110,020	-\$99,081	-8.9%
Patch Work (South)	\$1,275,801	\$1,130,538	\$145,263	12.8%
Patch Sheeting - North - Roads & Community Infrastructure Program	\$130,000	\$0	\$130,000	100.0%
Patch Sheeting - South- Roads & Community Infrastructure Program	\$130,000	\$0	\$130,000	100.0%
Shoulders on Sealed Roads	\$457,577	\$350,000	\$107,577	30.7%
Unsealed Road - Bamboos Road	\$137,036	\$139,220	-\$2,184	-1.6%
Unsealed Road - Brutus Road	\$392,827	\$427,603	-\$34,776	-8.1%
Unsealed Road - Corny Point Rd (Brutus to Souttar)	\$508,537	\$521,410	-\$12,873	-2.5%
Unsealed Road - Corny Point Rd (1km E of Hayes)	\$106,052	\$106,789	-\$737	-0.7%
Unsealed Road - Corny Point Rd (2.8 km E of Hayes)	\$112,638	\$102,597	\$10,041	9.8%
Unsealed - Gap Road	\$566,034	\$531,930	\$34,104	6.4%

Projects	2020/21 Actual Expenditure	2020/21 Adopted Budget	\$ Variance	% Variance
TRANSPORT INFRASTRUCTURE - cont.				
Unsealed - Gun Club Road	\$276,588	\$281,409	-\$4,821	-1.7%
Unsealed Road - Melton South Road	\$129,901	\$422,066	-\$292,165	-69.2%
Unsealed Road - Nalyappa Road	\$766,708	\$754,938	\$11,770	1.6%
Unsealed Road - Old Boundary Rd (Koch to Nalyappa)	\$126,591	\$222,284	-\$95,693	-43.0%
Unsealed Road - Old Boundary Rd (Nalyappa to Schwartz)	\$201,802	\$220,923	-\$19,121	-8.7%
Unsealed Road- Sandy Church Rd (Redding to Piggery)	\$0	\$476,350	-\$476,350	-100.0%
Unsealed Road- Sandy Church Rd (summer track 1 km W)	\$0	\$273,610	-\$273,610	-100.0%
Unsealed Roads - Troughbridge Hill Road	\$370,788	\$377,776	-\$6,988	-1.8%
Unsealed Road - Weavers North Road	\$376,424	\$419,559	-\$43,135	-10.3%
Unsealed Road - West Beach Road	\$317,297	\$344,494	-\$27,197	-7.9%
Yorke town Airstrip- Bush Fire Grant	\$123,126	\$0	\$123,126	100.0%
STORMWATER INFRASTRUCTURE	\$178,968	\$7,185	\$171,783	2390.1%
Stormwater - Giles Street West, Coobowie	\$22,560	\$0	\$22,560	100.0%
Stormwater - Maitland Drainage	\$1,925	\$0	\$1,925	100.0%
Stormwater Capital - Maitland	\$6,892	\$7,185	-\$293	-4.1%
Stormwater Spoon Drain Replacement program	\$147,591	\$0	\$147,591	100.0%
WATER INFRASTRUCTURE	\$89,333	\$52,500	\$36,833	70.2%
Balgowan Water Scheme	\$1,239	\$10,000	-\$8,761	-87.6%
Black Point Water Supply	\$27,824	\$25,000	\$2,824	11.3%
Marion Bay Desalination Plant	\$60,270	\$17,500	\$42,770	244.4%
TOTAL CAPITAL EXPENDITURE	\$11,572,804	\$10,882,451	\$690,353	6.3%

As at 30 June 2021 this table identifies an overspend of \$0.69m against the original budget of \$10.8m. In 2020/21 Council spent a total of \$11.6m (2019/20: \$13m) on capital works and projects, of which \$10.2m was spent on renewal and replacement of existing assets, while \$1.4m was spent on upgrades and new assets. While \$86,000 in grants, contributions and subsidies was received specifically for new/upgraded assets in 2020/21, Council received a significant amount of one-off grants from the Commonwealth Government which were used to undertake capital works.

It should be noted that a higher than normal amount of projects remained incomplete in 2020/21 and have been rolled over to 2021/22 for completion, impacting the total spent on capital expenditure. This was due to various factors such as the high level of additional projects from one-off stimulus funding, increased construction activity leading to non-availability of materials and shortage of contractors etc.

Budget allocations are reviewed every quarter as required by Council's PO142 Budget Reporting and Amendment Policy, with all changes submitted to Council for endorsement. Whilst every care is taken in developing Council's Annual Business Plan other priorities will always emerge throughout the course of the year that take precedence.

In addition, this Council continually seeks to attract additional grant funding in order to implement key projects for the benefit of the community without any additional burden on our ratepayers. Therefore, when Council is successful in obtaining additional grant funding during the year, all planned projects must be re-prioritised due to the limited resources available to carry out the works.



Strategic Management Plan Performance

The Yorke Peninsula Council's 2021-2025 Strategic Management Plan (the Plan) provides the foundation for Council to plan for the future. The Plan outlines priorities and sets out what must be achieved. The Plan was last reviewed, updated and came into effect on 1 January 2021.

The following table outlines Council's performance in completing the strategies outlined within the current Plan.



Ongoing Activity



Not Yet Commenced



Completed

Strategies		Status
Goal 1 – Economically Prosperous Peninsula		
1.1	Provide easier, streamlined development approval application process	
1.2	Deliver strategic and responsible land use planning	
1.3	Improve visitor experiences including tourism infrastructure, signage, information and support	
1.4	Support local events and help attract new events	
1.5	Partner and build positive relationships with key stakeholders to progress tourism and business growth	
1.6	Identify opportunities to advocate on behalf of key industries (e.g. agriculture, tourism etc.)	
1.7	Explore opportunities for 'missing or sub-standard' infrastructure (e.g. freight movement, function centre, large accommodation etc.)	
1.8	Efficient delivery of permits, leases and licences	
1.9	Seek out, develop and deliver on economic development opportunities	
Goal 2 – Community Connected through Infrastructure		
2.1	Develop and deliver on Asset Management Plans for all asset classes	
2.2	Provide disability access infrastructure	
2.3	Create partnerships with State Government to maintain State's assets (e.g. roads, jetties etc.)	
2.4	Explore provision of new infrastructure	
2.5	Install and upgrade appropriate traffic control device management	
2.6	Upgrade and beautification of open (recreation) spaces (e.g. playgrounds, water parks, BBQ areas etc.)	
Goal 3 – Valued and Restored Environment		
3.1	Support Progress Associations and other local community groups to improve environmental outcomes	
3.2	Continue to effectively manage the collection, recycling and disposal of waste	
3.3	Integrate environmental sustainability consideration in land use planning and development	
3.4	Partner with other tiers of government and non-government organisations to improve environmental outcomes	
3.5	Deliver projects and services that have direct environmental benefits	
3.6	Develop, review and deliver Environmental Plans	

Strategies		Status
Goal 4 – Community Engaged and Supported		
4.1	Invest in youth activities and events	👍
4.2	Support and/or deliver community events, programs or workshops	👍
4.3	Continue providing community grants, donations and sponsorships	👍
4.4	Continue delivering compliance and environmental health services and inspections	👍
4.5	Foster productive working relationships with Progress Associations	👍
4.6	Continuous improvement in communicating with and engaging the community	👍
4.7	Support key community initiatives provided by 3rd parties (e.g. YP Community Transport)	👍
4.8	Deliver and/or support key community services (i.e. Leisure Options, Library Services, Cemetery Management)	👍
4.9	Engage and advocate for improvements to community health and social outcomes	👍
Goal 5 – Responsible Governance		
5.1	Openness and transparency of reporting Council's performance	👍
5.2	Effective leadership and informed decision making	👍
5.3	Meet all legislative requirements and compliance with Council's internal controls	👍
5.4	Seek alternate income streams and ensure financial sustainability	👍
5.5	Undertake effective risk and emergency management	👍
5.6	Continuous improvement of Council processes	👍
5.7	Develop programs and actions to become an Employer of Choice	👍



Appendix 1: Audited Financial Statements

Yorke Peninsula Council

GENERAL PURPOSE FINANCIAL STATEMENTS for the year ended 30 June 2021

Agriculturally rich - Naturally beautiful



General Purpose Financial Statements

for the year ended 30 June 2021

Contents	Page
Council Certificate	3
Principal Financial Statements	
Statement of Comprehensive Income	4
Statement of Financial Position	5
Statement of Changes in Equity	6
Statement of Cash Flows	7
Notes to and forming part of the Principal Financial Statements	8
Independent Auditor's Report – Financial Statements	45
Independent Auditor's Report – Internal Controls	47
Certificates of Audit Independence	
Council Certificate of Audit Independence	49
Audit Certificate of Audit Independence	50

General Purpose Financial Statements

for the year ended 30 June 2021

Council Certificate

Certification of Financial Statements

We have been authorised by the Council to certify the financial statements in their final form.


In our opinion:

- the accompanying financial statements comply with the *Local Government Act 1999, Local Government (Financial Management) Regulations 2011* and Australian Accounting Standards,
- the financial statements present a true and fair view of the Council's financial position at 30 June 2021 and the results of its operations and cash flows for the financial year,
- internal controls implemented by the Council provide a reasonable assurance that the Council's financial records are complete, accurate and reliable and were effective throughout the financial year,
- the financial statements accurately reflect the Council's accounting and other records.



Andrew Cameron
Chief Executive Officer

Date: 26th October 2021



Darren Braund
Mayor

Date: 26th October 2021

Statement of Comprehensive Income

for the year ended 30 June 2021

\$ '000	Notes	2021	2020
Income			
Rates	2a	23,467	23,297
Statutory Charges	2b	533	416
User Charges	2c	5,315	3,702
Grants, Subsidies and Contributions	2g	6,689	4,662
Investment Income	2d	101	165
Reimbursements	2e	289	395
Other income	2f	259	188
Total Income		36,653	32,825
Expenses			
Employee costs	3a	9,141	9,011
Materials, Contracts and Other Expenses	3b	13,430	12,706
Depreciation, Amortisation and Impairment	3c	10,688	11,242
Finance Costs	3d	314	351
Total Expenses		33,573	33,310
Operating Surplus / (Deficit)		3,080	(485)
Physical Resources Received Free of Charge	2i	14	26
Asset Disposal & Fair Value Adjustments	4	(133)	(2,895)
Amounts Received Specifically for New or Upgraded Assets	2g	86	646
Net Surplus / (Deficit)		3,047	(2,708)
Other Comprehensive Income			
Amounts which will not be reclassified subsequently to operating result			
Changes in Revaluation Surplus - I, PP&E	9a	—	(28,349)
Impairment (Expense) / Recoupments Offset to Asset Revaluation Reserve	9a	—	(51)
Total Amounts which will not be reclassified subsequently to operating result		—	(28,400)
Total Other Comprehensive Income		—	(28,400)
Total Comprehensive Income		3,047	(31,108)

The above Statement of Comprehensive Income should be read in conjunction with the accompanying notes.

Statement of Financial Position

as at 30 June 2021

\$ '000	Notes	2021	2020
ASSETS			
Current assets			
Cash & Cash Equivalent Assets	5a	8,653	6,469
Trade & Other Receivables	5b	1,591	2,020
Inventories	5c	373	348
Total current assets		10,617	8,837
Non-current assets			
Financial Assets	6	432	536
Infrastructure, Property, Plant & Equipment	7a(i)	275,422	274,876
Total non-current assets		275,854	275,412
TOTAL ASSETS		286,471	284,249
LIABILITIES			
Current Liabilities			
Trade & Other Payables	8a	2,236	2,481
Borrowings	8b	1,208	856
Provisions	8c	2,345	2,450
Total Current Liabilities		5,789	5,787
Non-Current Liabilities			
Trade & Other Payables	8a	163	114
Borrowings	8b	5,777	6,632
Provisions	8c	216	237
Total Non-Current Liabilities		6,156	6,983
TOTAL LIABILITIES		11,945	12,770
Net Assets		274,526	271,479
EQUITY			
Accumulated surplus		(15,526)	(17,836)
Asset revaluation reserves	9a	286,700	286,700
Other reserves	9b	3,352	2,615
Total Council Equity		274,526	271,479
Total Equity		274,526	271,479

The above Statement of Financial Position should be read in conjunction with the accompanying notes.

Statement of Changes in Equity

for the year ended 30 June 2021

\$ '000	Notes	Accumulated surplus	Asset revaluation reserve	Other reserves	Total equity
2021					
Balance at the end of previous reporting period		(17,836)	286,700	2,615	271,479
Net Surplus / (Deficit) for Year		3,047	—	—	3,047
Other Comprehensive Income					
- Share of OCI - Equity Accounted Council Businesses		—	—	—	—
- Prior Period Correction		—	—	—	—
- Gain (Loss) on Revaluation of I,PP&E	7a	—	—	—	—
- IPP&E Impairment (Expense) / Recoupments Offset to ARR	7a	—	—	—	—
Other comprehensive income		—	—	—	—
Total comprehensive income		3,047	—	—	3,047
Transfers between Reserves		(737)	—	737	—
Balance at the end of period		(15,526)	286,700	3,352	274,526
2020					
Balance at the end of previous reporting period		(14,601)	315,100	2,237	302,736
Adjustments (due to compliance with revised Accounting Standards) - not retrospective		(149)	—	—	(149)
Net Surplus / (Deficit) for Year		(2,708)	—	—	(2,708)
Other Comprehensive Income					
- Share of OCI - Equity Accounted Council Businesses		—	—	—	—
- Prior Period Correction		—	—	—	—
- Gain (Loss) on Revaluation of I,PP&E	7a	—	(28,349)	—	(28,349)
- IPP&E Impairment (Expense) / Recoupments Offset to ARR	7a	—	(51)	—	(51)
Other comprehensive income		—	(28,400)	—	(28,400)
Total comprehensive income		(2,708)	(28,400)	—	(31,108)
Transfers between Reserves		(378)	—	378	—
Balance at the end of period		(17,836)	286,700	2,615	271,479

The above Statement of Changes in Equity should be read in conjunction with the accompanying notes.

Statement of Cash Flows

for the year ended 30 June 2021

\$ '000	Notes	2021	2020
Cash flows from operating activities			
<u>Receipts</u>			
Rates Receipts		23,697	23,116
Statutory Charges		533	416
User Charges		5,315	3,702
Grants, Subsidies and Contributions (operating purpose)		6,917	5,014
Investment Receipts		101	165
Reimbursements		289	395
Other Receipts		440	383
<u>Payments</u>			
Finance Payments		(314)	(351)
Payments to Employees		(9,136)	(8,939)
Payments for Materials, Contracts & Other Expenses		(13,988)	(12,471)
Net cash provided by (or used in) Operating Activities	11b	<u>13,854</u>	<u>11,430</u>
Cash flows from investing activities			
Amounts Received Specifically for New/Upgraded Assets		86	646
Sale of Replaced Assets		192	405
Sale of Surplus Assets		22	–
Repayments of Loans by Community Groups		99	192
<u>Payments</u>			
Expenditure on Renewal/Replacement of Assets		(10,200)	(11,012)
Expenditure on New/Upgraded Assets		(1,367)	(2,030)
Loans Made to Community Groups		–	(96)
Net cash provided (or used in) investing activities		<u>(11,168)</u>	<u>(11,895)</u>
Cash flows from financing activities			
<u>Receipts</u>			
Proceeds from Bonds & Deposits		1	–
<u>Payments</u>			
Repayments of Borrowings		(503)	(815)
Repayment of Finance Lease Liabilities		–	(19)
Repayment of Bonds & Deposits		–	(3)
Net Cash provided by (or used in) Financing Activities		<u>(502)</u>	<u>(837)</u>
Net Increase (Decrease) in Cash Held		<u>2,184</u>	<u>(1,302)</u>
plus: Cash & Cash Equivalents at beginning of period		6,469	7,771
Cash and cash equivalents held at end of period	11a	<u>8,653</u>	<u>6,469</u>

Additional Information:

The above Statement of Cash Flows should be read in conjunction with the accompanying notes.

Notes to and forming part of the Principal Financial Statements for the year ended 30 June 2021

Contents of the Notes accompanying the General Purpose Financial Statements

Note	Details	Page
1	Summary of Significant Accounting Policies	9
2	Income	16
3	Expenses	19
4	Asset Disposal & Fair Value Adjustments	20
5	Current Assets	21
6	Non-Current Assets	21
7	Infrastructure, Property, Plant & Equipment	22
8	Liabilities	25
9	Reserves	26
10	Assets Subject to Restrictions	27
11	Reconciliation to Statement of Cash Flows	28
12(a)	Functions	29
12(b)	Components of Functions	30
13	Financial Instruments	31
14	Capital and Other Expenditure Commitments	35
15	Financial Indicators	36
16	Uniform Presentation of Finances	39
17	Leases	40
18	Superannuation	42
19	Contingencies & Assets/Liabilities Not Recognised in the Balance Sheet	43
20	Events after the Balance Sheet Date	43
21	Related Party Transactions	44

Notes to the Financial Statements

for the year ended 30 June 2021

Note 1. Summary of Significant Accounting Policies

The principal accounting policies adopted by Council in the preparation of these consolidated financial statements are set out below.

These policies have been consistently applied to all the years presented, unless otherwise stated.

(1) Basis of Preparation

1.1 Compliance with Australian Accounting Standards

This general purpose financial report has been prepared on a going concern basis using the historical cost convention in accordance with Australian Accounting Standards as they apply to not-for-profit entities, other authoritative pronouncements of the Australian Accounting Standards Board, Interpretations and relevant South Australian legislation.

The financial report was authorised for issue by certificate under regulation 14 of the *Local Government (Financial Management) Regulations 2011*.

1.2 Historical Cost Convention

Except as stated below, these financial statements have been prepared in accordance with the historical cost convention.

1.2 Critical Accounting Estimates

The preparation of financial statements in conformity with Australian Accounting Standards requires the use of certain critical accounting estimates and requires management to exercise its judgement in applying Council's accounting policies.

The areas involving a higher degree of judgement or complexity, or areas where assumptions and estimates are significant to the financial statements are specifically referred to in the relevant sections of these Notes.

1.4 Rounding

All amounts in the financial statements have been rounded to the nearest thousand dollars (\$'000).

(2) The Local Government Reporting Entity

Yorke Peninsula Council is incorporated under the South Australian Local Government Act 1999 and has its principal place of business at 8 Elizabeth Street, Maitland. These financial statements include the Council's direct operations and all entities through which Council controls resources to carry on its functions. In the process of reporting on the Council as a single unit, all transactions and balances between activity areas and controlled entities have been eliminated.

(3) Income Recognition

The Council recognises revenue under AASB 1058 Income of Not-for-Profit Entities (AASB 1058) or AASB 15 Revenue from Contracts with Customers (AASB 15) when appropriate.

In cases where there is an 'enforceable' contract with a customer with 'sufficiently specific' performance obligations, the transaction is accounted for under AASB 15 where income is recognised when (or as) the performance obligations are satisfied (i.e. when it transfers control of a product or service to a customer). Revenue is measured based on the consideration to which the Council expects to be entitled in a contract with a customer.

In other cases, AASB 1058 applies when a not-for-profit (NFP) entity enters into transactions where the consideration to acquire an asset is significantly less than the fair value of the asset principally to enable the entity to further its objectives. The excess of the asset recognised (at fair value) over any 'related amounts' is recognised as income immediately, except in the case where a financial asset has been received to enable the council to acquire or construct a recognisable non-financial asset that is to be controlled by the council. In this case, the council recognises the excess as a liability that is recognised over time in profit and loss when (or as) the entity satisfies its obligations under the transfer.

Notes to the Financial Statements

for the year ended 30 June 2021

Note 1. Summary of Significant Accounting Policies (continued)

In recent years the payment of untied financial assistance grants has varied from the annual allocation as shown in the table below:

	Cash Payment Received	Annual Allocation	Differenece
2018/19	\$3,440,144	\$2,635,769	+ \$804,375
2019/20	\$2,289,861	\$2,645,061	- \$355,200
2020/21	\$2,123,951	\$2,197,042	-\$73,091

Because these grants are untied, the Australian Accounting Standards require that payments be recognised upon receipt. Accordingly, the operating results of these periods have been distorted compared to those that would have been reported had the grants been paid in the year to which they were allocated.

The Operating Surplus Ratio disclosed in Note 15 has also been calculated after adjusting for the distortions resulting from the differences between the actual grants received and the grants entitlements allocated.

Construction Contracts

Construction works undertaken by Council for third parties are generally on an agency basis where the third party reimburses Council for actual costs incurred, and usually do not extend beyond the reporting period. Reimbursements not received are recognised as receivables and reimbursements received in advance are recognised as "payments received in advance".

For works undertaken on a fixed price contract basis, revenues are recognised over time using the input method, with costs incurred compared to total expected costs used as a measure of progress. When it is probable that total contract costs will exceed total contract revenue, the expected loss is recognised as an expense immediately.

(4) Cash, Cash Equivalents and other Financial Instruments

Cash Assets include all amounts readily convertible to cash on hand at Council's option with an insignificant risk of changes in value with a maturity of three months or less from the date of acquisition.

Receivables for rates and annual charges are secured over the subject land, and bear interest at rates determined in accordance with the Local Government Act 1999. Other receivables are generally unsecured and do not bear interest.

All receivables are reviewed as at the reporting date and adequate allowance made for amounts the receipt of which is considered doubtful.

All financial instruments are recognised at fair value at the date of recognition, except for trade receivables from a contract with a customer, which are measured at the transaction price. A detailed statement of the accounting policies applied to financial instruments forms part of Note 13.

(5) Inventories

Inventories held in respect of stores have been valued by using the weighted average cost on a continual basis, after adjustment for loss of service potential. Inventories held in respect of business undertakings have been valued at the lower of cost and net realisable value.

(6) Infrastructure, Property, Plant & Equipment

6.1 Initial Recognition

All assets are initially recognised at cost. For assets acquired at no cost or for nominal consideration, cost is determined as fair value at the date of acquisition.

All non-current assets purchased or constructed are capitalised as the expenditure is incurred and depreciated as soon as the asset is held "ready for use". Cost is determined as the fair value of the assets given as consideration plus costs incidental to the acquisition, including architects' fees and engineering design fees and all other costs incurred. The cost of non-current assets constructed by the Council includes the cost of all materials used in construction, direct labour on the project and an appropriate proportion of variable and fixed overhead.

Notes to the Financial Statements

for the year ended 30 June 2021

Note 1. Summary of Significant Accounting Policies (continued)

6.2 Materiality

Assets with an economic life in excess of one year are only capitalised where the cost of acquisition exceeds materiality thresholds established by Council for each type of asset. In determining (and in annually reviewing) such thresholds, regard is had to the nature of the asset and its estimated service life.

Examples of capitalisation thresholds applied during the year are given below. No capitalisation threshold is applied to the acquisition of land or interests in land.

Office Furniture & Equipment	\$1,000
Other Plant & Equipment	\$1,000
Buildings - new construction/extensions	\$5,000
Park & Playground Furniture & Equipment	\$2,000
Paving & footpaths, Kerb & Gutter	\$5,000
Drains & Culverts	\$5,000
Road construction & reconstruction	\$10,000
Computer software	\$5,000
All other assets	\$1,000

6.3 Subsequent Recognition

All material asset classes are revalued on a regular basis such that the carrying values are not materially different from fair value. Significant uncertainties exist in the estimation of fair value of a number of asset classes including land, buildings and associated structures and infrastructure. Further detail of these uncertainties, and of existing valuations, methods and valuers are provided at Note 7.

6.4 Depreciation of Non-Current Assets

Other than land, all infrastructure, property, plant and equipment assets recognised are systematically depreciated over their useful lives on a straight-line basis which, in the opinion of Council, best reflects the consumption of the service potential embodied in those assets.

Depreciation methods, useful lives and residual values of classes of assets are reviewed annually.

Major depreciation periods for each class of asset are listed below. Depreciation periods for infrastructure assets have been estimated based on the best information available to Council, but appropriate records covering the entire life cycle of these assets are not available, and extreme care should be used in interpreting financial information based on these estimates.

Useful life estimates:

Building & Other Structures

Buildings (with components)	10 to 100 years
Buildings (no components)	20 to 100 years
Structures	5 to 100 years

Stormwater Drainage

Concrete Stormwater Pipes	100 years
Plastic Stormwater Pipes	70 years
Stormwater Box Culverts	80 years
Stormwater Spoon Drains	50 years
Stormwater Open Drain Surfaces	30 to 50 years
Stormwater Nodes	75 years
Headwalls	70 years
Civil Assets at Pump Stations and Storage Sites	50 years
Safety Equipment at Pump Stations	25 years
Electrical Assets at Pump Stations	10 to 25 years
Mechanical Assets at Pump Stations	20 to 25 years
Pumps at Pumping and Reuse Sites	15 years
Hardstand areas at pump station sites	Non-depreciable

Notes to the Financial Statements

for the year ended 30 June 2021

Note 1. Summary of Significant Accounting Policies (continued)

Community Wastewater Management Schemes

Collection Nodes	50 to 70 years
Collection Pipes	50 to 80 years
Pumping Station Civil Assets	25 to 50 years
Pumping Station Electrical Assets	10 to 25 years
Pumping Station Pumps & Valves	15 to 20 years
Wastewater Treatment Plant Civil Assets	25 to 50 years
Wastewater Treatment Plant Electrical Assets	10 to 25 years
Wastewater Treatment Plant Pumps, Other Mechanical & Safety Assets	15 to 25 years

Transport Infrastructure

Sealed Roads (Upper Surface)	17 to 30 years
Sealed Roads (Lower Surface)	102 to 180 years
Sealed Roads (Pavement)	80 to 90 years
Unsealed Roads (Wearing Surface)	15 to 30 years
Unsealed Roads (Low Base & Earthworks)	90 to 240 years
Paving & Footpaths	30 to 60 years
Drains, Kerb & Gutter	80 years
Walking Trails	30 years
Airfields	20 to 80 years

Water Scheme Infrastructure

Potable Water Nodes	25 to 60 years
Potable Water Pipes	60 to 100 years
Potable Water Pumping, Storage & Treatment	10 to 50 years

Plant, Equipment & Other Assets

Fleet Vehicles	2 years (Residual 55%)
Major Plant	5 to 25 years (Residual 5-35%)
Minor Plant	5 to 60 years
Information Technology	3 to 20 years
Furniture & Other Equipment	5 to 100 years
Other Assets	5 to 100 years
Carparks	30 to 60 years

6.5 Impairment

Assets whose future economic benefits are not dependent on the ability to generate cash flows, and where the future economic benefits would be replaced if Council were deprived thereof, are not subject to impairment testing.

Other assets that are subject to depreciation are reviewed for impairment whenever events or changes in circumstances indicate that the carrying amount may not be recoverable. An impairment loss is recognised for the amount by which the asset's carrying amount exceeds its recoverable amount (which is the higher of the present value of future cash inflows or value in use).

Where an asset that has been revalued is subsequently impaired, the impairment is first offset against such amount as stands to the credit of that class of assets in Asset Revaluation Reserve, any excess being recognised as an expense.

Notes to the Financial Statements

for the year ended 30 June 2021

Note 1. Summary of Significant Accounting Policies (continued)

6.6 Borrowing Costs

Borrowing costs in relation to qualifying assets (net of offsetting investment revenue) have been capitalised in accordance with AASB 123 "Borrowing Costs". The amounts of borrowing costs recognised as an expense or as part of the carrying amount of qualifying assets are disclosed in Note 3, and the amount (if any) of interest revenue offset against borrowing costs in Note 2.

(7) Payables

7.1 Goods & Services

Creditors are amounts due to external parties for the supply of goods and services and are recognised as liabilities when the goods and services are received. Creditors are normally paid in the month following the invoice date unless terms and conditions of the supply dictate otherwise. No interest is payable on these amounts.

7.2 Payments Received in Advance & Deposits

Amounts other than grants received from external parties in advance of service delivery, and security deposits held against possible damage to Council assets, are recognised as liabilities until the service is delivered or damage reinstated, or the amount is refunded as the case may be.

(8) Borrowings

Borrowings are initially recognised at fair value, net of transaction costs incurred and are subsequently measured at amortised cost. Any difference between the proceeds (net of transaction costs) and the redemption amount is recognised in the income statement over the period of the borrowings using the effective interest method.

Borrowings are carried at their principal amounts which represent the present value of future cash flows associated with servicing the debt. Interest is accrued over the period to which it relates, and is recorded as part of "Payables".

(9) Employee Benefits

9.1 Salaries, Wages & Compensated Absences

Liabilities for employees' entitlements to salaries, wages and compensated absences expected to be paid or settled within 12 months of reporting date are accrued at nominal amounts (including payroll based oncosts) measured in accordance with AASB 119.

Liabilities for employee benefits not expected to be paid or settled within 12 months are measured as the present value of the estimated future cash outflows (including payroll based oncosts) to be made in respect of services provided by employees up to the reporting date. Present values are calculated using government guaranteed securities rates with similar maturity terms.

No accrual is made for sick leave as Council experience indicates that, on average, sick leave taken in each reporting period is less than the entitlement accruing in that period, and this experience is expected to recur in future reporting periods. Council does not make payment for untaken sick leave.

9.2 Superannuation

The Council makes employer superannuation contributions in respect of its employees to the Statewide Superannuation Scheme. The Scheme has two types of membership, each of which is funded differently. Details of the accounting policies applied and Council's involvement with the schemes are reported in Note 18.

(10) Provisions for Reinstatement, Restoration and Rehabilitation

Council has a recorded Provision for future restoration liability which facilitates the rehabilitation of the three closed landfill sites at Artherton, Ramsey and Warooka. The licence for the landfill at Wool Bay has been approved for cancellation by the EPA during the 2020/21 Financial Year and the provision has been adjusted accordingly. Council will annually review and update where deemed necessary the liability recorded to ensure the liability disclosed in Note 8 accurately reflects the future landfill monitoring obligations of the Council.

Future estimates are based on historical rehabilitation and monitoring expenditure patterns, and are subject to environmental requirements which may change. Significant uncertainty exists in relation to estimated timeframe for which Council remains responsible for rehabilitation of the closed landfill sites.

Notes to the Financial Statements

for the year ended 30 June 2021

Note 1. Summary of Significant Accounting Policies (continued)

(11) Leases

Accounting policy applicable from 01 July 2019

The Council assesses at contract inception whether a contract is, or contains, a lease. That is, if the contract conveys the right to control the use of an identified asset for a period of time in exchange for consideration.

11.1 Council as a lessee

The Council recognises lease liabilities to make lease payments and right-of-use assets representing the right to use the underlying assets.

i) Right-of-Use-Assets

The Council recognises right-of-use assets at the commencement date of the lease. Right-of-use assets are measured at cost, less any accumulated depreciation and impairment losses, and adjusted for any remeasurement of lease liabilities. The cost of right-of-use assets includes the amount of lease liabilities recognised, initial direct costs incurred, lease payments made at or before the commencement date less any lease incentives received and the estimate of costs to be incurred to restore the leased asset. Right-of-use assets are depreciated on a straight-line basis over the shorter of the lease term and the estimated useful lives of the assets. At present right-of-use assets are depreciated between 2-30 years.

The right-of-use assets are also subject to impairment. Refer to the accounting policies above - Impairment of non-financial assets.

ii) Lease Liabilities

At the commencement date of the lease, the Council recognises lease liabilities measured at the present value of lease payments to be made over the lease term. In calculating the present value of lease payments, the Council uses its incremental borrowing rate or the interest rate implicit in the lease.

iii) Short-term leases and leases of low-value assets

The Council applies the short-term lease recognition exemption to its short-term leases of machinery and equipment (i.e., those leases that have a lease term of 12 months or less from the commencement date). It also applies the low-value assets recognition exemption to leases of office equipment that are considered to be low value. Lease payments on short-term leases and leases of low-value assets are recognised as expense on a straight-line basis over the lease term.

(12) GST Implications

In accordance with UIG Abstract 1031 "Accounting for the Goods & Services Tax"

- Receivables and Creditors include GST receivable and payable.
- Except in relation to input taxed activities, revenues and operating expenditures exclude GST receivable and payable.
- Non-current assets and capital expenditures include GST net of any recoupment.
- Amounts included in the Statement of Cash Flows are disclosed on a gross basis.

(13) Comparative Figures

To ensure comparability with the current reporting period's figures, some comparative period line items and amounts may have been reclassified or individually reported for the first time within these financial statements and/or the notes.

(14) Disclaimer

Nothing contained within these statements may be taken to be an admission of any liability to any person under any circumstance.

(15) New and amended standards and interpretations

The Council applied for the first-time certain standards and amendments, which are effective for annual periods beginning on or after 1 January 2020. New standards and amendments relevant to the Council are listed below. The Council has not early adopted any other standard, interpretation or amendment that has been issued but is not yet effective.

Notes to the Financial Statements

for the year ended 30 June 2021

Note 1. Summary of Significant Accounting Policies (continued)

15.1 Amendments to AASB 101 and AASB 108 Definition of Material

The amendments provide a new definition of material that states, "information is material if omitting, misstating or obscuring it could reasonably be expected to influence decisions that the primary users of general purpose financial statements make on the basis of those financial statements, which provide financial information about a specific reporting entity." The amendments clarify that materiality will depend on the nature or magnitude of information, either individually or in combination with other information, in the context of the financial statements. A misstatement of information is material if it could reasonably be expected to influence decisions made by the primary users. These amendments had no impact on the financial statements of, nor is there expected to be any future impact to the Council.

Notes to the Financial Statements

for the year ended 30 June 2021

Note 2. Income

\$ '000	2021	2020
(a) Rates		
General Rates		
General Rates	18,450	18,452
Less: Mandatory Rebates	(118)	(117)
Less: Discretionary Rebates, Remissions & Write Offs	(79)	(21)
Total General Rates	18,253	18,314
Other Rates (Including Service Charges)		
Natural Resource Management Levy	1,148	1,069
Waste Collection	2,096	2,058
Water Supply	170	169
Community Wastewater Management Systems	1,622	1,571
Separate & Special Rates	48	48
Total Other Rates (Including Service Charges)	5,084	4,915
Other Charges		
Penalties for Late Payment	130	68
Total Other Charges	130	68
Total Rates	23,467	23,297
(b) Statutory Charges		
Development Act Fees	262	208
Health & Septic Tank Inspection Fees	15	29
Animal Registration Fees & Fines	104	107
Parking Fines / Expiation Fees	54	30
Other Registration Fees	47	12
Sundry	51	30
Total Statutory Charges	533	416
(c) User Charges		
Cemetery Fees	30	23
Commercial Activity Revenue	276	144
Hall & Equipment Hire / Property Lease	44	47
Sundry	80	69
Commercial Activity Revenue (Caravan Parks)	4,136	2,858
Boat Ramp Fees	186	144
Refuse Disposal	24	46
Water	259	175
Commercial Activity Revenue (Art Exhibition)	36	12
YP Leisure Options	244	184
Total User Charges	5,315	3,702

Notes to the Financial Statements

for the year ended 30 June 2021

Note 2. Income (continued)

\$ '000	2021	2020
(d) Investment Income		
Interest on Investments		
- Local Government Finance Authority	71	125
- Banks & Other	1	5
- Loans to Community Groups	29	35
<u>Total Investment Income</u>	<u>101</u>	<u>165</u>

(e) Reimbursements

Private Works	–	7
Community Group Reimbursements	40	88
Insurance Reimbursements	85	58
Government Agencies Reimbursements	40	35
Other	124	78
SAPN Street Lighting Overcharge Reimbursement	–	129
<u>Total Reimbursements</u>	<u>289</u>	<u>395</u>

(f) Other income

Rebates Received	151	156
Sundry	71	32
Other (Writeback of Land Rehabilitation Provision)	37	–
<u>Total Other income</u>	<u>259</u>	<u>188</u>

(g) Grants, Subsidies, Contributions

Amounts Received Specifically for New or Upgraded Assets	86	646
Total Amounts Received Specifically for New or Upgraded Assets	86	646
Other Grants, Subsidies and Contributions	6,689	4,662
Total Other Grants, Subsidies and Contributions	6,689	4,662
<u>Total Grants, Subsidies, Contributions</u>	<u>6,775</u>	<u>5,308</u>

The functions to which these grants relate are shown in Note 12.

(i) Sources of grants

Commonwealth Government	6,081	2,295
State Government	556	2,832
Other	138	181
Total	6,775	5,308

Notes to the Financial Statements

for the year ended 30 June 2021

Note 2. Income (continued)

\$ '000	2021	2020
---------	------	------

(h) Conditions over Grants & Contributions

Grants and contributions which were obtained on the condition that they be expended for specified purposes or in a future period, but which are not yet expended in accordance with those conditions, are as follows:

Unexpended at the close of the previous reporting period	623	2,266
---	------------	--------------

Less:

Expended during the current period from revenues recognised in previous reporting periods

Biosecurity Management of Pests and Weeds Grant	–	(31)
CWMS Expansion Grant	(67)	(40)
Regional Aviation Program Grant	–	(43)
Supplementary Local Road Funding (Paid in Advance)	–	(405)
Untied - Financial Assistance Grants (Paid in Advance)	–	(1,201)
Municipal Services Program South Australia - Point Pearce	(10)	–
Subtotal	(77)	(1,720)

Plus:

Amounts recognised as revenues in this reporting period but not yet expended in accordance with the conditions

CWMS Expansion Grant	–	67
Municipal Services Program South Australia - Point Pearce	16	10
Untied - Financial Assistance Grants (Paid in Advance)	1,177	–
Local Roads & Community Infrastructure Program	230	–
Subtotal	1,423	77

Unexpended at the close of this reporting period	1,969	623
---	--------------	------------

Net increase (decrease) in assets subject to conditions in the current reporting period	1,346	(1,643)
--	--------------	----------------

(i) Physical Resources Received Free of Charge

Plant, Equipment and Other Assets	14	26
Total Physical Resources Received Free of Charge	14	26

Notes to the Financial Statements

for the year ended 30 June 2021

Note 3. Expenses

\$ '000	Notes	2021	2020
(a) Employee costs			
Salaries and Wages		8,177	8,121
Employee Leave Expense		717	693
Superannuation - Defined Contribution Plan Contributions	18	489	646
Superannuation - Defined Benefit Plan Contributions	18	329	188
Workers' Compensation Insurance		262	290
Other Employee Related Costs		333	309
Less: Capitalised and Distributed Costs		(1,166)	(1,236)
Total Operating Employee Costs		9,141	9,011
Total Number of Employees (full time equivalent at end of reporting period)		118	116
(b) Materials, Contracts and Other Expenses			
(i) Prescribed Expenses			
Auditor's Remuneration			
- Auditing the Financial Reports		23	23
Bad and Doubtful Debts		1	8
Elected Members' Expenses		275	271
Election Expenses		20	3
Operating Lease Rentals - Non-Cancellable Leases			
- Minimum Lease Payments / Leases of Low Value Assets / Short Term Leases	17	92	73
Subtotal - Prescribed Expenses		411	378
(ii) Other Materials, Contracts and Expenses			
Contractors		4,118	3,580
Energy		783	793
Maintenance		35	-
Legal Expenses		55	57
Levies Paid to Government - NRM levy		1,158	1,069
Levies - Other		44	48
Parts, Accessories & Consumables		1,170	1,090
Professional Services		322	540
Sundry		548	560
Water		636	693
Insurance		477	488
Professional Services - Waste Management		2,392	2,340
Community Grants / Donations / Sponsorship		339	159
License Fees - Information Technology		265	279
Subscriptions		73	59
Telecommunications - Phones, Internet, Wireless Area Network		243	217
Contribution - Yorke Peninsula Community Transport		73	71
Plant & Machinery - Registration		124	124
Contribution - Regional Development Australia		32	31
Contribution - Yorke Peninsula Tourism		51	50
Bank Charges		81	80
Subtotal - Other Material, Contracts & Expenses		13,019	12,328
Total Materials, Contracts and Other Expenses		13,430	12,706

Notes to the Financial Statements

for the year ended 30 June 2021

Note 3. Expenses (continued)

\$ '000	Notes	2021	2020
(c) Depreciation, Amortisation and Impairment			
(i) Depreciation and Amortisation			
Buildings & Other Structures		2,640	2,668
Stormwater Drainage		200	204
CWMS		576	583
Transport Infrastructure		5,686	6,061
Water Scheme Infrastructure		82	81
Right-of-use Assets	17	3	4
Plant, Equipment & Other Assets		1,491	1,624
Subtotal		10,678	11,225
(ii) Impairment			
CWMS Infrastructure		1	10
Plant, Equipment & Other Assets		9	17
Stormwater Infrastructure		–	6
Water Infrastructure		–	35
Subtotal		10	68
Less: Impairment Expense Offset to Asset Revaluation Reserve	9	–	(51)
Total Depreciation, Amortisation and Impairment		10,688	11,242

(d) Finance Costs

Interest on Loans	314	351
Total Finance Costs	314	351

Note 4. Asset Disposal & Fair Value Adjustments

\$ '000	2021	2020
Infrastructure, Property, Plant & Equipment		
(i) Assets Renewed or Directly Replaced		
Proceeds from Disposal	192	405
Less: Carrying Amount of Assets Sold	(347)	(3,300)
Gain (Loss) on Disposal	(155)	(2,895)
(ii) Assets Surplus to Requirements		
Proceeds from Disposal	22	–
Gain (Loss) on Disposal	22	–
Net Gain (Loss) on Disposal or Revaluation of Assets	(133)	(2,895)

Notes to the Financial Statements

for the year ended 30 June 2021

Note 5. Current Assets

\$ '000	2021	2020
---------	------	------

(a) Cash & Cash Equivalent Assets

Cash on Hand at Bank	234	151
Deposits at Call	8,419	6,318
Total Cash & Cash Equivalent Assets	8,653	6,469

(b) Trade & Other Receivables

Rates - General & Other	726	958
Council Rates Postponement Scheme	20	18
Accrued Revenues	33	24
Debtors - General	360	413
GST Recoupment	102	239
Prepayments	246	269
Loans to Community Organisations	104	99
Subtotal	1,591	2,020
Total Trade & Other Receivables	1,591	2,020

(c) Inventories

Stores & Materials	367	343
Trading Stock	6	5
Total Inventories	373	348

Note 6. Non-Current Assets

\$ '000	2021	2020
---------	------	------

Financial Assets

Receivables

Loans to Community Organisations	432	536
Subtotal	432	536
Total Receivables	432	536
Total Financial Assets	432	536

Notes to the Financial Statements

for the year ended 30 June 2021

Note 7. Infrastructure, Property, Plant & Equipment

(a(i)) Infrastructure, Property, Plant & Equipment

		as at 30/06/20				Asset movements during the reporting period												as at 30/06/21			
	Fair Value Level	At Fair Value	At Cost	Accumulated Depreciation	Carrying amount	Transition adjustment - AASB 16	Asset Additions New / Upgrade	Asset Additions Renewals	WDV of Asset Disposals	Depreciation (Note 3c)	Impairment Loss (recognised in P/L) (Note 3c)	Impairment Loss (recognised in Equity) (Note 9)	WIP Transfers	Adjustments & Transfers (recognised in P/L) (Note 3b)	Revaluation Increments/ Decrements to P&L - Investment Properties (Note 4)	Revaluation Decrements to Equity (ARR) (Note 9)	At Fair Value	At Cost	Accumulated Depreciation	Carrying amount	
\$ '000																					
Capital Work in Progress		–	78	–	78	–	343	582	–	–	–	–	(282)	–	–	–	–	–	721	–	721
Land	2	76,905	85	–	76,990	–	–	–	–	–	–	–	–	–	–	–	–	76,905	85	–	76,990
Buildings & Other Structures	2	482	–	(480)	2	–	–	–	–	(1)	–	–	–	–	–	–	–	482	–	(480)	2
Buildings & Other Structures	3	96,179	1,118	(56,131)	41,166	–	339	462	(30)	(2,639)	–	–	157	–	–	–	–	95,974	2,076	(58,596)	39,454
Stormwater Drainage	3	14,202	377	(4,524)	10,055	–	23	143	(2)	(200)	–	–	–	–	–	–	–	14,078	542	(4,603)	10,017
CWMS	3	27,707	366	(10,613)	17,460	–	40	149	(27)	(576)	(1)	–	–	–	–	–	–	27,599	550	(11,104)	17,045
Transport Infrastructure	3	225,107	10,436	(124,566)	110,977	–	–	7,716	(123)	(5,686)	–	–	125	–	–	–	–	223,063	18,278	(128,330)	113,011
Water Scheme Infrastructure	3	4,594	61	(1,291)	3,364	–	–	1	–	(82)	–	–	–	–	–	–	–	4,594	62	(1,373)	3,283
Right-of-Use Assets		–	19	(4)	15	–	–	–	–	(3)	–	–	–	–	–	–	–	–	19	(7)	12
Plant, Equipment & Other Assets		–	26,260	(11,491)	14,769	–	636	1,148	(165)	(1,491)	(9)	–	–	–	–	–	–	–	27,299	(12,412)	14,887
Total Infrastructure, Property, Plant & Equipment		445,176	38,800	(209,100)	274,876	–	1,381	10,201	(347)	(10,678)	(10)	–	–	–	–	–	–	442,695	49,632	(216,905)	275,422
Comparatives		469,378	35,712	(200,359)	304,731	4	2,030	11,124	(3,299)	(11,225)	(17)	(51)	–	(83)	(31,968)	3,619	–	445,261	38,715	(209,100)	274,876

Notes to the Financial Statements

for the year ended 30 June 2021

Note 7. Infrastructure, Property, Plant & Equipment (continued)

(b) Valuation of Infrastructure, Property, Plant & Equipment

Valuation of Assets

The fair value of assets and liabilities must be estimated in accordance with various Accounting Standards for either recognition and measurement requirements or for disclosure purposes.

AASB 13 Fair Value Measurement requires all assets and liabilities measured at fair value to be assigned to a "level" in the fair value hierarchy as follows:

Level 1: Unadjusted quoted prices in active markets for identical assets or liabilities that the entity can access at the measurement date.

Level 2: Inputs other than quoted prices included within Level 1 that are observable for the asset or liability, either directly or indirectly.

Level 3: Inputs for the asset or liability that are not based on observable market data (unobservable inputs).

Refer to Note 7a for the disclosure of the Fair Value Levels of Infrastructure, Property, Plant and Equipment Assets.

Information on Valuations

Fair Value Hierarchy Level 2 Valuations

Certain land, and the buildings and structures thereon, are shown above as being based on fair value hierarchy level 2 valuation inputs. They are based on prices for similar assets in an active market, with directly or indirectly observable adjustments for specific advantages or disadvantages attaching to the particular asset.

Fair Value Hierarchy Level 3 Valuations of Buildings, Infrastructure and Other Assets

There is no known market for buildings, infrastructure and other assets. These assets are valued at depreciated current replacement cost. This method involves:

- The determination of the cost to construct the asset (or its modern engineering equivalent) using current prices for materials and labour, the quantities of each being estimated based on recent experience of this or similar Councils, or on industry construction guides where these are more appropriate.
- The calculation of the depreciation that would have accumulated since original construction using current estimates of residual value and useful life under the prime cost depreciation method adopted by Council.

This method has significant inherent uncertainties, relying on estimates of quantities of materials and labour, residual values and useful lives, and the possibility of changes in prices for materials and labour, and the potential for development of more efficient construction techniques.

Highest and best use

The following non financial assets of Council are being utilised at other than their highest and best use:

For land which Council has an unfettered right to sell, the "highest and best use" recognises the possibility of the demolition or substantial modification of some or all of the existing buildings and structures affixed to the land.

Much of the land under Council's care and control is Crown land or has been declared as community land under the provisions of the Local Government Act 1999. Other types of restrictions also exist.

For land subject to these restrictions, the highest and best use is taken to be the "highest and best use" available to Council, with a rebuttable presumption that the current use is the "highest and best use". The reason for the current use of a large proportion of Council's assets being other than the "highest and best use" relates to Council's principal role as the provider of services to the community, rather than the use of those assets for the generation of revenue.

For buildings and other structures on and in the land, including infrastructure, "highest and best use" is determined in accordance with the land on and in which they are situated.

Notes to the Financial Statements

for the year ended 30 June 2021

Note 7. Infrastructure, Property, Plant & Equipment (continued)

Land

- Basis of valuation: Fair Value
- Date of valuation: 01 July 2018
- Date of next valuation: 01 July 2022
- Valuer: Jones Lang LaSalle

Buildings & Other Structures

- Basis of valuation: Fair Value
- Date of valuation: 01 July 2018
- Date of next valuation: 01 July 2022
- Valuer: Jones Lang LaSalle

Infrastructure

Transport Infrastructure

- Basis of valuation: Written down current replacement cost
- Date of valuation: 1 July 2019
- Date of next valuation: 01 July 2023
- Valuer: Tonkin Consulting

Stormwater Drainage

- Basis of valuation: Written down current replacement cost
- Date of valuation: 1 July 2019
- Date of next valuation: 01 July 2024
- Valuer: Tonkin Consulting

Community Wastewater Management Schemes

- Basis of valuation: Written down current replacement cost
- Date of valuation: 1 July 2019
- Date of next valuation: 01 July 2024
- Valuer: Tonkin Consulting

Water Supply Schemes

- Basis of valuation: Written down current replacement cost
- Date of valuation: 1 July 2019
- Date of next valuation: 01 July 2024
- Valuer: Tonkin Consulting

Plant, Equipment and Other Assets

These assets are recognised on the cost basis.

Notes to the Financial Statements

for the year ended 30 June 2021

Note 8. Liabilities

\$ '000	2021 Current	2021 Non Current	2020 Current	2020 Non Current
(a) Trade and Other Payables				
Goods & Services	837	—	1,069	—
- Amounts held on trust	39	—	39	—
- CWMS Land Management Agreements	—	163	52	114
- Grants, Subsidies, Contributions - Operating	772	—	544	—
- Prepaid Rates	—	—	200	—
- Other	—	—	1	—
Accrued Expenses - Employee Entitlements	383	—	378	—
Accrued Expenses - Other	196	—	190	—
Deposits, Retentions & Bonds	9	—	8	—
<u>TOTAL Trade and Other Payables</u>	<u>2,236</u>	<u>163</u>	<u>2,481</u>	<u>114</u>

(b) Borrowings

Loans	1,205	5,765	852	6,620
Lease Liabilities	3	12	4	12
<u>TOTAL Borrowings</u>	<u>1,208</u>	<u>5,777</u>	<u>856</u>	<u>6,632</u>

All interest bearing liabilities are secured over the future revenues of the Council

(c) Provisions

Future Reinstatement / Restoration, etc	7	88	8	125
Employee Entitlements - Annual Leave	818	—	804	—
Employee Entitlements - Long Service Leave	1,520	128	1,638	112
<u>TOTAL Provisions</u>	<u>2,345</u>	<u>216</u>	<u>2,450</u>	<u>237</u>

Notes to the Financial Statements

for the year ended 30 June 2021

Note 9. Reserves

	as at 30/06/20				as at 30/06/21
\$ '000	Opening Balance	Increments (Decrements)	Transfers	Impairments	Closing Balance
(a) Asset Revaluation Reserve					
Land	77,059	–	–	–	77,059
Buildings & Other Structures Infrastructure	50,677	–	(1)	–	50,676
Stormwater Drainage	11,111	–	(2)	–	11,109
CWMS	17,067	–	1	–	17,068
Transport Infrastructure	128,145	–	2	–	128,147
Water Scheme Infrastructure	2,641	–	–	–	2,641
Total Asset Revaluation Reserve	286,700	–	–	–	286,700
Comparatives	315,100	(28,349)	–	(51)	286,700

	as at 30/06/20				as at 30/06/21
\$ '000	Opening Balance	Tfrs to Reserve	Tfrs from Reserve	Other Movements	Closing Balance
(b) Other Reserves					
Combined Water Supply Reserve	474	120	–	–	594
Combined Effluent Reserve	1,948	637	–	–	2,585
Hardwicke Bay Effluent Augmentation	152	–	(20)	–	132
Hardwicke Bay Water Augmentation	41	–	–	–	41
Total Other Reserves	2,615	757	(20)	–	3,352
Comparatives	2,237	1,922	(1,395)	(149)	2,615

Notes to the Financial Statements

for the year ended 30 June 2021

Note 9. Reserves (continued)

PURPOSES OF RESERVES

Asset Revaluation Reserves

The asset revaluation reserve is used to record increments and decrements arising from changes in fair value of non current assets (less any subsequent impairment losses, where applicable).

Combined Water Supply Reserve

Balance of historic cash flows associated with operation of Council's water supply schemes in Balgowan, Black Point and Hardwicke Bay. This balance does not represent the under or over-recovery of costs for the scheme. This reserve is not cash backed.

Combined Effluent Reserve

Balance of historic cash flows associated with operation of Council's combined Community Wastewater Management Schemes (CWMS). This balance does not represent the under or over-recovery of costs for the combined schemes. This reserve is not cash backed.

Hardwicke Bay Effluent Augmentation

Contributions made by developers and under land management agreements quarantined for potential expansion/upgrade of CWMS infrastructure to specific properties in Hardwicke Bay. This reserve is not cash backed. Note: amounts relating to land management agreements have been recognised in liabilities from 1 July 2019 due to introduction of AASB 15 Revenue from Contracts with Customers.

Hardwicke Bay Water Augmentation

Contribution from land division (as condition of approval) quarantined for potential expansion/upgrade of water supply infrastructure to specific properties in Hardwicke Bay. This reserve is not cash backed.

Point Souttar Effluent Augmentation

Contributions made under land management agreements quarantined for potential expansion/upgrade of CWMS infrastructure to specific properties in Point Souttar. This reserve is not cash backed. Note: balance now recognised in liabilities from 1 July 2019 due to introduction of AASB 15 Revenue from Contracts with Customers.

Note 10. Assets Subject to Restrictions

\$ '000	2021	2020
---------	------	------

The uses of the following assets are restricted, wholly or partially, by legislation or other externally imposed requirements. The assets are required to be utilised for the purposes for which control was transferred to Council, or for which the revenues were originally obtained.

Cash & Financial Assets

Open Space Contributions	143	134
CWMS Subsidy Funding	10	67
Total Cash & Financial Assets	153	201

Notes to the Financial Statements

for the year ended 30 June 2021

Note 11. Reconciliation to Statement of Cash Flows

\$ '000	Notes	2021	2020
---------	-------	------	------

(a) Reconciliation of Cash

Cash Assets comprise highly liquid investments with short periods to maturity subject to insignificant risk of changes of value. Cash at the end of the reporting period as shown in the Statement of Cash Flows is reconciled to the related items in the Balance Sheet as follows:

Total Cash & Equivalent Assets	5	8,653	6,469
Balances per Statement of Cash Flows		8,653	6,469

(b) Reconciliation of Change in Net Assets to Cash from Operating Activities

Net Surplus/(Deficit)		3,047	(2,708)
Non-Cash Items in Income Statements			
Depreciation, Amortisation & Impairment		10,688	11,242
Non-Cash Asset Acquisitions		(14)	(26)
Grants for capital acquisitions treated as Investing Activity		(86)	(646)
Net (Gain) Loss on Disposals		133	2,895
Equity Movement (due to compliance with revised Accounting Standards) - not retrospective		—	(149)
		13,768	10,608
Add (Less): Changes in Net Current Assets			
Net (Increase)/Decrease in Receivables		434	51
Net (Increase)/Decrease in Inventories		(25)	28
Net Increase/(Decrease) in Trade & Other Payables		(197)	699
Net Increase/(Decrease) in Other Provisions		(126)	44
Net Cash provided by (or used in) operations		13,854	11,430

(c) Non-Cash Financing and Investing Activities

Acquisition of assets by means of:

Physical Resources Received Free of Charge	14	26
Amounts recognised in Income Statement	14	26
Total Non-Cash Financing and Investing Activities	14	26

(d) Financing Arrangements

Unrestricted access was available at balance date to the following lines of credit:

Bank Overdrafts	100	100
Corporate Credit Cards	37	41
LGFA Cash Advance Debenture Facility	3,000	3,000

The bank overdraft facilities may be drawn at any time and may be terminated by the bank without notice.

Notes to the Financial Statements

for the year ended 30 June 2021

Note 12(a). Functions

Income, Expenses and Assets have been directly attributed to the following Functions / Activities.
Details of these Functions/Activities are provided in Note 12(b).

\$ '000	2021	INCOME	2021	EXPENSES	OPERATING SURPLUS (DEFICIT)		GRANTS INCLUDED IN INCOME		TOTAL ASSETS HELD (CURRENT & NON-CURRENT)	
		2020		2020	2021	2020	2021	2020	2021	2020
Functions/Activities										
Business Undertakings	4,449	3,036	3,420	2,633	1,029	403	128	129	22,201	23,330
Community Services	497	492	3,161	3,205	(2,664)	(2,713)	112	273	22,890	31,685
Community Wastewater Management	1,748	1,671	1,495	1,374	253	297	113	100	18,072	18,446
Council Administration	21,455	19,882	6,353	6,861	15,102	13,021	2,748	2,289	16,471	17,878
Culture	97	28	224	211	(127)	(183)	73	60	2,809	2,003
Economic Development	—	—	—	—	—	—	—	506	—	—
Environment	1,148	1,069	2,347	2,329	(1,199)	(1,260)	—	—	13,695	11,817
Recreation	224	178	2,466	2,972	(2,242)	(2,794)	81	43	62,751	55,251
Regulatory Services	519	398	1,689	1,670	(1,170)	(1,272)	28	—	—	—
Tourism	57	67	166	196	(109)	(129)	—	—	142	89
Transport & Communication	3,359	3,523	8,698	8,995	(5,339)	(5,472)	3,357	1,233	122,908	119,205
Waste Management	2,174	2,137	2,514	2,498	(340)	(361)	49	29	1,121	1,140
Water Supply	423	344	385	366	38	(22)	—	—	3,411	3,405
Total Functions/Activities	36,150	32,825	32,918	33,310	3,232	(485)	6,689	4,662	286,471	284,249

Notes to the Financial Statements

for the year ended 30 June 2021

Note 12(b). Components of Functions

The activities relating to Council functions are as follows:

BUSINESS UNDERTAKINGS

Caravan Parks, Electricity Supply, Gravel Pits / Quarries, Marinas / Boat Havens, Private Works, Property Portfolio, and Other.

COMMUNITY SERVICES

Public Order and Safety, Crime Prevention, Emergency Services, Other Fire Protection, Other Public Order and Safety, Health Services, Pest Control – Health, Immunisation, Nursing Homes, Preventive Health Services, Other Health Services, Community Support, Elderly Citizens Facilities, Home Assistance Scheme, Other Services for the Aged and Disabled, Child Care Centres, Children and Youth Services, Community Assistance, Family and Neighbourhood Support, Other Community Support, Community Amenities, Bus Shelters, Cemeteries / Crematoria, Public Conveniences, Car Parking – non-fee-paying, Telecommunications Networks, and Other Community Amenities.

CULTURE

Library Services, Mobile Libraries and Housebound Services, Static Libraries, Other Library Services, Cultural Services, Cultural Venues, Heritage, Museums and Art Galleries, and Other Cultural Services.

COMMUNITY WASTEWATER MANAGEMENT

Community Wastewater Management Schemes.

ENVIRONMENT

Agricultural Services, Agricultural Water, Animal/Plant Boards, Landcare, Other Agricultural Services, Other Environment, Coastal Protection, Stormwater and Drainage, Street Cleaning, Street Lighting, Streetscaping, Natural Resource Management Levy, and Other Environment.

RECREATION

Jetties, Other Marine Facilities, Parks and Gardens, Sports Facilities – Indoor, Sports Facilities – Outdoor, Swimming Centres – Indoor, Swimming Centres – Outdoor, and Other Recreation.

REGULATORY SERVICES

Dog and Cat Control, Building Control, Town Planning, Clean Air/Pollution Control, Litter Control, Health Inspection, Parking Control, and Other Regulatory Services.

TRANSPORT

Aerodrome, Bus Service, Footpaths and Kerbing, Roads – sealed, Roads – formed, Roads – natural formed, Roads – unformed, Traffic Management, LGGC – roads (formula funded), and Other Transport.

WASTE MANAGEMENT

Waste Management, Domestic Waste, Green Waste, Recycling, Transfer Stations, Waste Disposal Facility and Other Waste Management.

WATER SUPPLY

Water Supply - domestic.

COUNCIL ADMINISTRATION

Governance, Administration n.e.c., Elected Members, Organisational, Support Services, Accounting/Finance, Payroll, Housing for Council Employees, Human Resources, Information Technology, Communication, Rates Administration, Records, Occupancy, Contract Management, Customer Service, Other Support Services, Revenues, LGGC – General Purpose, and Separate and Special Rates.

Notes to the Financial Statements

for the year ended 30 June 2021

Note 13. Financial Instruments

Recognised Financial Instruments

Bank, Deposits at Call, Short Term Deposits

Accounting Policy:

Initially recognised at fair value and subsequently measured at amortised cost; interest is recognised when earned.

Terms & Conditions:

Deposits are returning fixed interest rates between **0.30%** and **0.55%** (2020: **0.55%** and **2.00%**). Short term deposits have an average maturity of 62 days and an average interest rate of **0.38%** (2020: 69 days and **1.11%**).

Carrying Amount:

Approximates fair value due to the short term to maturity.

Receivables - Rates & Associated Charges

Accounting Policy:

Initially recognised at fair value and subsequently measured at amortised cost. An impairment provision is recognised using the expected credit loss method.

Terms & Conditions:

Secured over the subject land, arrears attract interest. Council is not materially exposed to any individual debtor, credit risk exposure is concentrated within the Council's boundaries in the State.

Carrying Amount:

Approximates fair value (after deduction of any allowance).

Receivables - Fees & Other Charges

Accounting Policy:

Initially recognised at fair value and subsequently measured at amortised cost. An impairment provision is recognised using the expected credit loss method.

Terms & Conditions:

Unsecured, and do not bear interest. Council is not materially exposed to any individual debtor, credit risk exposure is concentrated within the Council's boundaries.

Carrying Amount:

Approximates fair value (after deduction of any allowance).

Receivables - Other Levels of Government

Accounting Policy:

Initially recognised at fair value and subsequently measured at amortised cost. An impairment provision is recognised using the expected credit loss method.

Terms & Conditions:

Amounts due have been calculated in accordance with the terms and conditions of the respective programs following advice of approvals, and do not bear interest. All amounts are due by Departments and Agencies of State and Federal Governments.

Carrying Amount:

Approximates fair value.

Notes to the Financial Statements

for the year ended 30 June 2021

Note 13. Financial Instruments (continued)

Liabilities - Creditors and Accruals

Accounting Policy:

Liabilities are recognised for amounts to be paid in the future for goods and services received, whether or not billed to the Council.

Terms & Conditions:

Liabilities are normally settled on 30 day terms.

Carrying Amount:

Approximates fair value.

Liabilities - Interest Bearing Borrowings

Accounting Policy:

Initially recognised at fair value and subsequently at amortised cost using the effective interest rate.

Terms & Conditions:

Secured over future revenues, borrowings are repayable on a six monthly instalment basis; interest is charged at fixed rates between **3.49%** and **7.95%** (2020: **3.49%** and **7.95%**).

Carrying Amount:

Approximates fair value.

Notes to the Financial Statements

for the year ended 30 June 2021

Note 13. Financial Instruments (continued)

\$ '000	Due < 1 year	Due > 1 year & ≤ 5 years	Due > 5 years	Total Contractual Cash Flows	Carrying Values
Financial Assets					
2021					
Cash & Cash Equivalents	8,653	—	—	8,653	8,653
Receivables	1,584	20	—	1,604	1,195
Other Financial Assets	—	427	75	502	447
Total Financial Assets	10,237	447	75	10,759	10,295
Financial Liabilities					
Payables	1,657	—	163	1,820	1,820
Current Borrowings	1,486	—	—	1,486	1,208
Non-Current Borrowings	—	4,055	2,976	7,031	5,777
Total Financial Liabilities	3,143	4,055	3,139	10,337	8,805
2020					
Cash & Cash Equivalents	6,469	—	—	6,469	6,469
Receivables	2,031	18	—	2,049	1,488
Other Financial Assets	—	459	155	614	536
Total Financial Assets	8,500	477	155	9,132	8,493
Financial Liabilities					
Payables	1,913	—	114	2,027	1,827
Current Borrowings	1,174	—	—	1,174	856
Non-Current Borrowings	—	4,284	3,586	7,870	6,632
Total Financial Liabilities	3,087	4,284	3,700	11,071	9,315

The following interest rates were applicable to Council's Borrowings at balance date:

\$ '000	2021		2020	
	Weighted Avg Interest Rate	Carrying Value	Weighted Avg Interest Rate	Carrying Value
Fixed Interest Rates	4.42%	6,985	4.72%	7,488
		6,985		7,488

Net Fair Value

All carrying values approximate fair value for all recognised financial instruments. There is no recognised market for the financial assets of the Council.

Notes to the Financial Statements

for the year ended 30 June 2021

Note 13. Financial Instruments (continued)

Risk Exposures

Credit Risk represents the loss that would be recognised if counterparties fail to perform as contracted. The maximum credit risk on financial assets of the Council is the carrying amount, net of any impairment. All Council investments are made with the SA Local Government Finance Authority and are guaranteed by the SA Government. Except as detailed in Notes 5 & 6 in relation to individual classes of receivables, exposure is concentrated within the Council's boundaries, and there is no material exposure to any individual debtor.

Market Risk is the risk that fair values of financial assets will fluctuate as a result of changes in market prices. All of Council's financial assets are denominated in Australian dollars and are not traded on any market, and hence neither market risk nor **currency risk** apply.

Liquidity Risk is the risk that Council will encounter difficulty in meeting obligations with financial liabilities. In accordance with the model Treasury Management Policy (LGA Information Paper 15), liabilities have a range of maturity dates. Council also has available a range of bank overdraft and standby borrowing facilities that it can access.

Interest Rate Risk is the risk that future cash flows will fluctuate because of changes in market interest rates. Council has a balance of both fixed and variable interest rate borrowings and investments. Cash flow fluctuations are managed holistically in seeking to minimise interest costs over the longer term in a risk averse manner.

Notes to the Financial Statements

for the year ended 30 June 2021

Note 14. Capital and Other Expenditure Commitments

\$ '000	2021	2020
---------	------	------

(a) Capital Commitments

Capital expenditure committed for at the reporting date but not recognised in the financial statements as liabilities:

Transport Infrastructure	18	360
Buildings & Other Structures	88	49
Plant, Equipment & Other Assets	—	8
Water Infrastructure	24	—
Other Assets	397	—
Stormwater Assets	24	—
	551	417

These expenditures are payable:

Not later than one year	551	417
	551	417

(b) Other Expenditure Commitments

Other non-capital expenditure commitments in relation to investment properties at the reporting date but not recognised in the financial statements as liabilities:

Audit Services	23	45
Employee Remuneration Contracts	2,206	1,178
Other Externally Contracted Services	12,220	14,536
	14,449	15,759

These expenditures are payable:

Not later than one year	3,643	3,472
Later than one year and not later than 5 years	10,806	11,708
Later than 5 years	—	579
	14,449	15,759

Notes to the Financial Statements

for the year ended 30 June 2021

Note 15. Financial Indicators

\$ '000	Amounts 2021	Indicator 2021	Indicators 2020	Indicators 2019
Financial Indicators overview				
These Financial Indicators have been calculated in accordance with Information paper 9 - Local Government Financial Indicators prepared as part of the LGA Financial Sustainability Program for the Local Government Association of South Australia.				
1. Operating Surplus Ratio				
Operating Surplus	3,080	8.4%	(1.5)%	(2.9)%
Total Operating Income	36,653			
This ratio expresses the operating surplus as a percentage of total operating revenue.				
Adjusted Operating Surplus Ratio				
Operating Surplus	3,153	8.6%	(0.4)%	(5.6)%
Total Operating Income	36,653			
2. Net Financial Liabilities Ratio				
Net Financial Liabilities	1,269	3%	11%	7%
Total Operating Income	36,653			
Net Financial Liabilities are defined as total liabilities less financial assets (excluding equity accounted investments in Council businesses). These are expressed as a percentage of total operating revenue.				
Adjustments to Ratios				
In recent years the Federal Government has made advance payments prior to 30th June from future year allocations of financial assistance grants, as explained in Note 1. These Adjusted Ratios correct for the resulting distortion in key ratios for each year and provide a more accurate basis for comparison.				
Adjusted Net Financial Liabilities Ratio				
Net Financial Liabilities	1,269	3%	11%	8%
Total Operating Income	36,726			
3. Asset Renewal Funding Ratio				
Net Asset Renewals	10,008	80%	94%	86%
Asset Renewal Commitments per AMP	12,443			
Net asset renewals expenditure is defined as net capital expenditure on the renewal and replacement of existing assets, and excludes new capital expenditure on the acquisition of additional assets.				

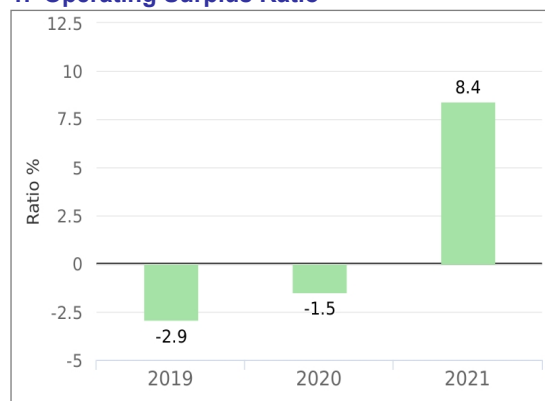
Notes to the Financial Statements

for the year ended 30 June 2021

Note 15. Financial Indicators (continued)

Financial Indicators - Graphs

1. Operating Surplus Ratio



Purpose of operating surplus ratio

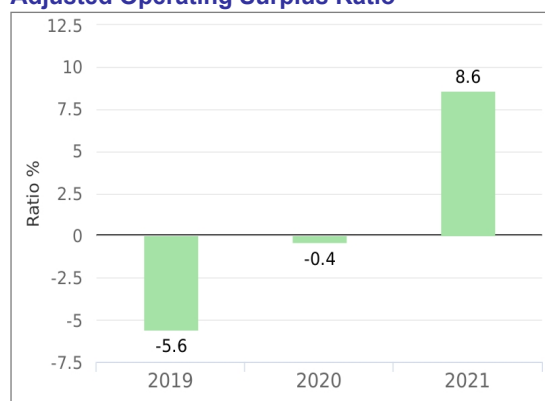
This indicator is to determine the percentage the operating revenue varies from operating expenditure

Commentary on 2020/21 result

2020/21 ratio 8.4%

The Operating Surplus Ratio has increased as a result of significantly greater revenue derived from user charges relating to Caravan Parks and Bush Camping operations and increasing levels of Federal Government grant funding.

Adjusted Operating Surplus Ratio



Purpose of adjusted operating surplus ratio

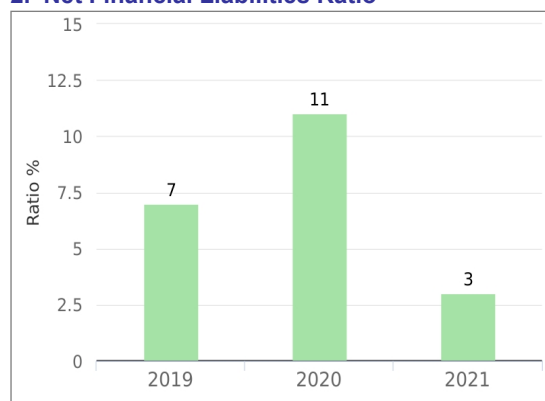
This indicator is to determine the percentage the operating revenue (adjusted for timing differences in the Financial Assistance Grant) varies from operating expenditure

Commentary on 2020/21 result

2020/21 ratio 8.6%

Adjusted Operating Surplus ratio has been impacted by the same events outlined above and to a lesser extent, the timing differences between the receipt and recognition of Financial Assistance Grants.

2. Net Financial Liabilities Ratio



Purpose of net financial liabilities ratio

This indicator shows the significance of the net amount owed to others, compared to operating revenue

Commentary on 2020/21 result

2020/21 ratio 3%

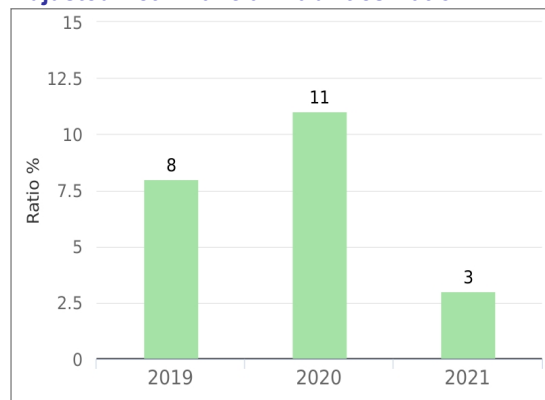
Net Financial Liabilities ratio has reduced due to a combination of increased revenue of \$3.8m and a reduction in net liabilities of \$2.5m as a result of increasing ability of Council to retire debt.

Notes to the Financial Statements

for the year ended 30 June 2021

Note 15. Financial Indicators (continued)

Adjusted Net Financial Liabilities Ratio



Purpose of adjusted net financial liabilities ratio

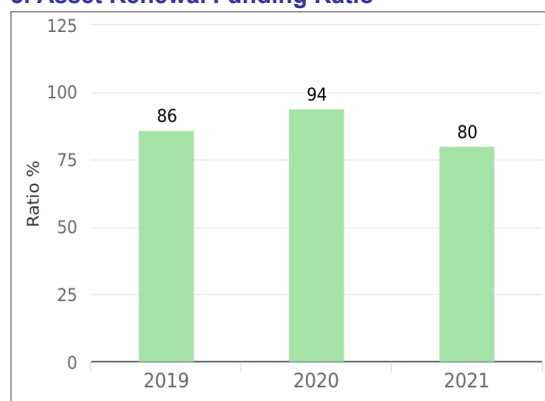
This indicator is to determine the percentage the operating revenue (adjusted for timing differences in the Financial Assistance Grant) varies from operating expenditure

Commentary on 2020/21 result

2020/21 ratio 3%

Refer to Net Financial Liabilities ratio above.

3. Asset Renewal Funding Ratio



Purpose of asset renewal funding ratio

This indicator aims to determine if assets are being renewed and replaced in an optimal way

Commentary on 2020/21 result

2020/21 ratio 80%

The reduction in the Asset Renewal Funding ratio is due to the use of Asset Management Plan Capital Renewal expenditure targets as opposed to Depreciation, Amortisation and Impairment used in previous years reports.

Notes to the Financial Statements

for the year ended 30 June 2021

Note 16. Uniform Presentation of Finances

\$ '000	2021	2020
<p>The following is a high level summary of both operating and capital investment activities of the Council prepared on a simplified Uniform Presentation Framework basis.</p> <p>All Councils in South Australia have agreed to summarise annual budgets and long-term financial plans on the same basis.</p> <p>The arrangements ensure that all Councils provide a common 'core' of financial information, which enables meaningful comparisons of each Council's finances.</p>		
Income	36,653	32,825
less Expenses	(33,573)	(33,310)
Operating Surplus / (Deficit)	3,080	(485)
Net Outlays on Existing Assets		
Capital Expenditure on Renewal and Replacement of Existing Assets	(10,200)	(11,012)
add back Depreciation, Amortisation and Impairment	10,688	11,242
add back Proceeds from Sale of Replaced Assets	192	405
	680	635
Net Outlays on New and Upgraded Assets		
Capital Expenditure on New and Upgraded Assets (including Investment Property & Real Estate Developments)	(1,367)	(2,030)
add back Amounts Received Specifically for New and Upgraded Assets	86	646
add back Proceeds from Sale of Surplus Assets (including investment property, real estate developments & non-current assets held for resale)	22	—
	(1,259)	(1,384)
Net Lending / (Borrowing) for Financial Year	2,501	(1,234)

Notes to the Financial Statements

for the year ended 30 June 2021

Note 17. Leases

(i) Council as a lessee

Council has elected to apply the modified retrospective approach to accounting for leases under AASB 16. Under this approach comparative year information is not restated, and the right-of-use asset is initially stated at an amount equal to the lease liability.

Further to this election, Council has also elected to access the temporary relief available under *AASB 2018-8 Amendments to Australian Accounting Standards – Right-of-Use Assets of Not-for-Profit Entities* to enable it to initially recognise right-of-use assets at cost as opposed to fair value.

Council leases 11 jetties from the State Government principally to enable it to further its objectives. Council is dependent on these leases to further its objective of delivering infrastructure services to the community. Council is restricted to use these jetties as public jetties and for any other purpose determined by Council to be in the best interest of the community. Lease terms range from 45 to 50 years and the lease payments per jetty are \$1 per annum (if requested).

Council also has right of use in relation to three separate parcels of land for annual lease payments ranging between \$800 to \$2,400. Lease terms in relation to these each of these parcels of land are 5 years. Leased land is utilised for the provision of communication services and the deposit and treatment of effluent under the terms of the individual leases.

Notes

Set out below are the carrying amounts of right-of-use assets recognised within Infrastructure, Property, Plant and Equipment and the movements during the period:

(a) Right of use assets

\$ '000	Right of Use Assets	Total
2021		
Opening balance	15	15
Additions to right-of-use assets	–	–
Depreciation charge	(3)	(3)
Balance at 30 June	12	12
2020		
Opening balance	4	4
Additions to right-of-use assets	15	15
Depreciation charge	(4)	(4)
Balance at 30 June	15	15

Notes to the Financial Statements

for the year ended 30 June 2021

Note 17. Leases (continued)

(b) Lease liabilities

Set out below are the carrying amounts of lease liabilities (included under interest-bearing loans and borrowings) and the movements during the period:

\$ '000	2021	2020
Balance at 1 July	15	4
Additions	–	15
Payments	(3)	(4)
Balance at 30 June	12	15
Classified as:		
Current	12	3
Non Current	–	12

The maturity analysis of lease liabilities is included in Note 13.

The Group had total cash outflows for leases of \$96k.

The following are the amounts recognised in profit or loss:

Depreciation expense of Right-of-Use Assets	3	4
Expense relating to short term leases	55	34
Expense relating to leases of low-value assets	38	38
Total amount recognised in profit or loss	96	76

(ii) Council as a lessor

Council owns various buildings, plant and other facilities that are available for hire or lease (on a non-cancellable basis wherever practicable) in accordance with the published revenue policy. Rentals received from such leases are disclosed as rent and hire of non-investment property in Note 2.

\$ '000	2021	2020
Future minimum rentals receivable under non-cancellable operating leases as at 30 June, are as follows:		
Not later than one year	129	70
Later than one year and not later than 5 years	252	174
Later than 5 years	67	79
	448	323

Notes to the Financial Statements

for the year ended 30 June 2021

Note 18. Superannuation

The Council makes employer superannuation contributions in respect of its employees to Statewide Super (formerly Local Government Superannuation Scheme). There are two types of membership, each of which is funded differently. Permanent and contract employees of the South Australian Local Government sector with Salarylink benefits prior to 24 November 2009 have the option to contribute to the Accumulation section and/or Salarylink. All other employees (including casuals) have all contributions allocated to the Accumulation section.

Accumulation only Members

Accumulation only members receive both employer and employee contributions on a progressive basis. Employer contributions are based on a fixed percentage of ordinary time earnings in accordance with superannuation guarantee legislation (9.50% in 2020/21; 9.50% in 2019/20). No further liability accrues to the Council as the superannuation benefits accruing to employees are represented by their share of the net assets of the Fund.

Salarylink (Defined Benefit Fund) Members

Salarylink is a defined benefit scheme where the benefit payable is based on a formula determined by the member's contribution rate, number of years and level of contribution and final average salary. Council makes employer contributions to Salarylink as determined by the Fund's Trustee based on advice from the appointed Actuary. The rate is currently 6.3% (6.3% in 2019/20) of "superannuation" salary.

In addition, Council makes a separate contribution of 3% of ordinary time earnings for Salarylink members to their Accumulation account. Employees also make member contributions to the Salarylink section of the Fund. As such, assets accumulate in the Salarylink section of the Fund to meet the member's benefits, as defined in the Trust Deed, as they accrue.

The Salarylink section is a multi-employer sponsored plan. As the Salarylink section's assets and liabilities are pooled and are not allocated by each employer, and employees may transfer to another employer within the local government sector and retain membership of the Fund, the Actuary is unable to allocate benefit liabilities, assets and costs between employers. As provided by AASB 119.34(a), Council does not use defined benefit accounting for these contributions.

The most recent actuarial investigation was conducted by the Fund's actuary, Louise Campbell, FIAA, of Willis Towers Watson as at 30 June 2020. The Trustee has determined that the current funding arrangements are adequate for the expected Salarylink liabilities. However, future financial and economic circumstances may require changes to Council's contribution rates at some future time.

Contributions to Other Superannuation Schemes

Council also makes contributions to other superannuation schemes selected by employees under the "choice of fund" legislation. All such schemes are of the accumulation type, where the superannuation benefits accruing to the employee are represented by their share of the net assets of the scheme, and no further liability attaches to the Council.

Notes to the Financial Statements

for the year ended 30 June 2021

Note 19. Contingencies & Assets/Liabilities Not Recognised in the Balance Sheet

The following assets and liabilities do not qualify for recognition in the Balance Sheet, but knowledge is considered relevant to the users of the financial report in making and evaluating decisions about the allocation of scarce resources.

1. LAND UNDER ROADS

As reported in the Financial Statements, Council is of the opinion that it is not possible to attribute a value sufficiently reliably for these assets to qualify for recognition, and accordingly land under roads has not been recognised in the reports. Land acquired for road purposes during the year is initially recognised at cost, but transferred to fair value at reporting date, effectively writing off the expenditure.

At reporting date, Council controlled approximately 3,890km of road reserve with an average carriageway width of 4-8 metres.

2. POTENTIAL INSURANCE LOSSES

Council is a multi-purpose organisation providing a large range of building, parks infrastructure, playgrounds and other facilities accessible to the public. At any time, it is likely that claims will have been made against Council that remain unsettled.

Council insures against all known insurable risks using a range of insurance policies, each of which is subject to deductible "insurance excesses", the amount of which varies according to the class of insurance.

Council has recognised the potential losses arising from claims known at reporting date based on average historical net cost (including insurance excess) of similar types of claims. Other potential claims not reported to Council may have existed at reporting date.

3. COMMUNITY SEAWALL LOANS FUNDED BY SEPARATE RATE REQUEST

During the 2016/17 financial year Council resolved to contribute towards the construction of seawalls for two separate groups of ratepayers. It was resolved that these contributions were to be funded by new loans to be taken out by Council with both principal and interest to be repaid to Council by the affected ratepayers via a separate rate levied against their properties over the next 10 years (being the term of the loan). Council is confident that all amounts owed under the agreement will be recovered.

The value of loans (inclusive of principal and interest) to be repaid via separate rate over 10 year period are listed below:

- Chinaman Wells Seawall \$154,998 (2020: \$180,831)
- Point Turton Seawall \$146,863 (2020: \$169,458)

Note 20. Events after the Balance Sheet Date

Events that occur after the reporting date of 30 June 2021, up to and including the date when the financial statements are "authorised for issue" have been taken into account in preparing these statements.

Council has adopted the date of receipt of the Auditors' Report as the appropriate "authorised for issue" date relating to these General Purpose Financial Statements.

Notes to the Financial Statements

for the year ended 30 June 2021

Note 21. Related Party Transactions

Key Management Personnel

Transactions with Key Management Personnel

The Key Management Personnel of the Council include the Mayor, Councillors, CEO and certain prescribed officers under section 112 of the Local Government Act 1999. In all, 16 persons were paid the following total compensation:

\$ '000	2021	2020
The compensation paid to Key Management Personnel comprises:		
Short-Term Employee Benefits	918	953
Post-Employment Benefits	86	108
Total	1,004	1,061

Amounts paid as direct reimbursement of expenses incurred on behalf of Council have not been included above.

One close family member of key management personnel is employed by Council in accordance with the terms of the Award, and as recorded in the public Register of Salaries maintained in accordance with section 105 of the Local Government Act 1999.

Key management personnel or close family members (including related parties) lodged a total of two planning and building application during the year. These persons took no part in the assessment or approval process for these applications.

Two planning and building approvals, with and without conditions, were granted during the year. Total fees for these applications (all of which were payable subsequent to lodgement) amounted to \$479.75.

A member of Council's key management personnel is the director of a business from which services were purchased as required on account in accordance with Council's Purchasing and Procurement Policy. Total purchases amounted to \$20,823.94 (GST Inclusive) for the financial year. No amounts remained unpaid at the end of year.

A close relative of a member of Council's key management personnel is the director of a business from which services were purchased as required on account in accordance with Council's Purchasing and Procurement Policy. Total purchases amounted to \$107,089.75 (GST Inclusive) for the financial year. No amounts remained unpaid at the end of year.

No key management personnel or parties related to them had any transactions during the year on terms more favourable than those available to the general public.

HEAD OFFICE214 Melbourne Street
North Adelaide SA 5006PO Box 755
North Adelaide SA 5006T: (08) 8267 4777
www.deannewbery.com.auDean Newbery
ABN: 30 164 612 890**Independent Auditor's Report****To the members of the Yorke Peninsula Council****Opinion**

We have audited the accompanying financial report of the Yorke Peninsula Council (the Council), which comprises the statement of financial position as at 30 June 2021, statement of comprehensive income, statement of changes in equity, the statement of cash flows for the year then ended, and notes to the financial statements, including a summary of significant accounting policies and other explanatory information, and the Certification of the Financial Statements.

In our opinion, the financial report presents fairly, in all material aspects, the financial position of the Council as at 30 June 2021, and its financial performance and its cash flows for the year then ended in accordance with the *Local Government Act 1999* and the *Local Government (Financial Management) Regulation 2011* and the Australian Accounting Standards.

Basis for Opinion

We conducted our audit in accordance with Australian Auditing Standards. Our responsibilities under those standards are further described as in the *Auditor's Responsibilities for the Audit of the Financial Report* section of our report. We are independent of the Council in accordance with the auditor independence requirements of the ethical requirements of the Accounting Professional and Ethical Standards Board's APES 110: *Code of Ethics for Professional Accountants (Including Independence Standards)* (the Code) that are relevant to our audit of the financial report in Australia. We have also fulfilled our other ethical responsibilities in accordance with the Code. We believe that the audit evidence we have obtained is sufficient and appropriate to provide a basis for our opinion.

Council's Responsibility for the Financial Report

The Council is responsible for the preparation and fair presentation of the financial report in accordance with Australian Accounting Standards (including the Australian Accounting Interpretations), the *Local Government Act 1999* and the *Local Government (Financial Management) Regulations 2011* and for such internal control as Council determines is necessary to enable the preparation of the financial report to be free from material misstatement, whether due to fraud or error.

In preparing the financial report, Council is responsible for assessing the Council's ability to continue as a going concern, disclosing, as applicable, matters relating to going concern and using the going concern basis of accounting unless Council either intends to liquidate the Council or to cease operations, or has no realistic alternative but to do so. Those charged with governance are responsible for overseeing the Council's financial reporting process.

Auditor's Responsibilities for the Audit of the Financial Report

Our objectives are to obtain reasonable assurance about whether the financial report as a whole is free from material misstatement, whether due to fraud or error, and to issue an auditor's report that includes our opinion. Reasonable assurance is a high level of assurance, but is not a guarantee that the audit conducted in accordance with the Australian Auditing Standards will always detect a material misstatement when it exists. Misstatements can arise from fraud or error and are considered material if, individually or in the aggregate, they could reasonably be expected to influence the economic decisions of users taken on the basis of financial report.

As part of an audit in accordance with the Australian Auditing Standards, we exercise professional judgement and maintain professional scepticism throughout the audit. We also:

- Identify and assess the risks of material misstatement of the financial report, whether due to fraud or error, design and perform audit procedures responsive to those risks, and obtain audit evidence that is sufficient and appropriate to provide a basis for our opinion. The risk of not detecting a material misstatement resulting from fraud is higher than for one resulting from error, as fraud may involve collusion, forgery, intentional omissions, misrepresentations, or the override of internal control.
- Obtain an understanding of internal control relevant to the audit in order to design audit procedures that are appropriate in the circumstances, but not for the purpose of expressing an opinion on the effectiveness of the Council's internal control.
- Evaluate the appropriateness of accounting policies used and the reasonableness of accounting estimates and related disclosures made by Council.
- Conclude on the appropriateness of the Council's use of the going concern basis of accounting and, based on the audit evidence obtained, whether a material uncertainty exists related to events or conditions that may cast significant doubt on the Council's ability to continue as a going concern. If we conclude that a material uncertainty exists, we are required to draw attention in our auditor's report to the related disclosures in the financial report or, if such disclosures are inadequate, to modify our opinion. Our conclusions are based on the audit evidence obtained up to the date of our auditor's report. However, future events or conditions may cause the Council to cease to continue as a going concern.
- Evaluate the overall presentation, structure and content of the financial report, including the disclosures, and whether the financial report represents the underlying transactions and events in a manner that achieves fair presentation.

We communicate with those charged with governance regarding, among other matters, the planned scope and timing of the audit and significant audit findings, including any significant deficiencies in internal control that we identify during our audit.

DEAN NEWBERY



SAMANTHA CRETEN
PARTNER

Signed on the 27th day of October 2021,
at 214 Melbourne Street, North Adelaide

HEAD OFFICE

214 Melbourne Street
North Adelaide SA 5006

PO Box 755
North Adelaide SA 5006

T: (08) 8267 4777
www.deannewbery.com.au

Dean Newbery
ABN: 30 164 612 890

INDEPENDENT ASSURANCE REPORT ON THE INTERNAL CONTROLS OF THE YORKE PENINSULA COUNCIL

Opinion

In our opinion, the Council has complied, in all material respects, with Section 125 of the *Local Government Act 1999* in relation to the Internal Controls established by the Council relating to the receipt, expenditure and investment of money, acquisition and disposal of property and incurring of liabilities so as to provide reasonable assurance that the financial transactions of the Council have been conducted properly and in accordance with law for the period 1 July 2020 to 30 June 2021.

Basis for opinion

We have audited the Internal Controls of the Yorke Peninsula Council (the Council) under the requirements of *Section 125 of the Local Government Act 1999* in relation only to the Internal Controls established by the Council to ensure that financial transactions relating to the receipt, expenditure and investment of money, acquisition and disposal of property and incurring of liabilities for the period 1 July 2020 to 30 June 2021 have been conducted properly and in accordance with law.

We conducted our engagement in accordance with Standard on Assurance Engagements *ASAE 3000 Assurance Engagements Other than Audits or Reviews of Historical Financial Information* and *ASAE 3150 Assurance Engagements on Controls* issued by the Auditing and Assurance Standards Board.

We believe that the evidence we have obtained is sufficient and appropriate to provide a basis for our opinion.

The Council's Responsibility for the Internal Controls

The Council is responsible for implementing and maintaining an adequate system of internal controls, in accordance with *Section 125 of the Local Government Act 1999* to ensure that the receipt, expenditure and investment of money, the acquisition and disposal of property, and incurring of liabilities have been conducted properly and in accordance with law.

Our Independence and Quality Control

We have complied with the independence and other relevant ethical requirements relating to assurance engagements, and applying Auditing Standard *ASQC 1 Quality Control for Firms that Perform Audits and Review of Financial Reports and Other Financial Information, and Other Assurance Engagements* in undertaking the assurance engagement.

Assurance Practitioner's Responsibilities

Our responsibility is to express an opinion on the Council's compliance with *Section 125 of the Local Government Act 1999* in relation only to the Internal Controls established by the Council to ensure that financial transactions relating to the receipt, expenditure and investment of money, acquisition and disposal of property and incurring of liabilities, based on our procedures have been conducted properly and in accordance with law.

ASAE 3150 requires that we plan and performed our procedures to obtain reasonable assurance about whether, in all material respects, the controls are suitably designed to achieve the control objectives and the controls operating effectively through the period. ASAE 3000 also requires us to comply with the relevant ethical requirements for the Australian professional accounting bodies.

An assurance engagement to report on the designed and operating effectiveness of controls involves performing procedures to obtain evidence about the suitability of the design of the controls to achieve the control objectives and the operating effectiveness of the controls throughout the period. The procedures selected depend on our judgement, including the assessment of the risks that the controls are not suitably designed or the controls did not operate effectively. Our procedures included testing the operating effectiveness to the controls that we consider necessary to achieve the control objectives identified. An Assurance engagement of this type also includes evaluating the suitability of the control objectives.

Limitation on Use

This report has been prepared for the members of the Council in accordance with *Section 129(1)(b) of the Local Government Act 1999* in relation to the Internal Controls specified above. We disclaim any assumption of responsibility for any reliance on this report to any persons or users other than the members of the Council, or for any purpose other than that for which it was prepared.

Limitations of Controls

Because of the inherent limitations of any internal control structure it is possible that, even if the controls are suitably designed and operating effectively, the control objectives may not be achieved so that fraud, error, or non-compliance with laws and regulations may occur and not be detected.

An assurance engagement on operating effectiveness of controls is not designed to detect all instances of controls operating ineffectively as it is not performed continuously throughout the period and the tests performed are on a sample basis. Any projection of the outcome of the evaluation of controls to future periods is subject to the risk that the controls may become inadequate because of changes in conditions, or that the degree of compliance with them may deteriorate.

DEAN NEWBERY



SAMANTHA CRETEN
PARTNER

Signed on the 27th day of October 2021
at 214 Melbourne Street, North Adelaide, South Australia, 5006

General Purpose Financial Statements

for the year ended 30 June 2021

Certification of Auditor Independence

To the best of our knowledge and belief, we confirm that, for the purpose of the audit of Yorke Peninsula Council for the year ended 30 June 2021, the Council's Auditor, Dean Newbery has maintained its independence in accordance with the requirements of the *Local Government Act 1999* and the *Local Government (Financial Management) Regulations 2011* made under that Act.

This statement is prepared in accordance with the requirements of Regulation 22(3) *Local Government (Financial Management) Regulations 2011*.



Andrew Cameron
Chief Executive Officer



Rob Reiman
Presiding Member, Audit Committee

Date: 26th October 2021

HEAD OFFICE

214 Melbourne Street
North Adelaide SA 5006

PO Box 755
North Adelaide SA 5006

T: (08) 8267 4777
www.deannewbery.com.au

Dean Newbery
ABN: 30 164 612 890

Certification of Auditor's Independence

I confirm that, for the audit of the financial statements of the Yorke Peninsula Council for the year ended 30 June 2021, I have maintained my independence in accordance with the requirements of APES 110 – Code of Ethics for Professional Accountants, Section 290, published by the Accounting Professional and Ethical Standards Board, in accordance with the *Local Government Act 1999 and the Local Government (Financial Management) Regulations 2011* made under that Act.

This statement is prepared in accordance with the requirements of Regulation 22 (5) *Local Government (Financial Management) Regulations 2011*.



SAMANTHA CRETEN

Partner

DEAN NEWBERY

Dated this 27th day of October 2021

Appendix 2: Support Documentation

Confidential Items

During 2020/21, Council undertook 10 in-camera closed sessions to discuss Confidential Items in accordance with Sections 90 (2) and (3) (a) (d) (g) (k) of the Local Government Act 1999, as listed below:

08/07/2020	Lease Purchase Offer – Port Rickaby Caravan Park
08/07/2020	CEO Appraisal – Key Result Areas and Key Performance Indicators
12/08/2020	Material Supply 2020/21 Tender 210-2020
14/10/2020	Construction of CFS Air Operations Hard Stand Area - Yorketown Airstrip
14/10/2020	Sale of Allotment 29, Chenoweth Crescent, Parsons Beach
11/11/2020	Sealed Road Shoulder Rework Tender 212-2020
09/12/2020	Information Technology Strategic Plan 2020-2025
10/02/2021	Black Point Boat Ramp Upgrade
10/02/2021	Business Enhancement Program - Grant Application SA Grain Services
10/02/2021	Acquisition of Land - Charles Street, Yorketown - Section 91 Order - Minute Reference 071/2020 (08/04/2020)

The following confidential items were released for public record during 2020/21:

10/07/2019	Port Rickaby Caravan Park Lease Dispute
13/08/2019	Material Supply 2019-20 Tender 200-2019
13/08/2019	Management and Operation of Resource Recovery Centres Tender 198-2019
13/08/2019	Port Turton Boat Ramp Dredging Tender 199-2019
13/08/2019	Lease Purchase Offer – Port Rickaby Caravan Park Lease Dispute
11/09/2019	Release of One (1) Prime Mover with One (1) Side Tipper Tender 202-2019
11/09/2019	Oyster Point Drive, Stansbury Update Tender 203-2019
11/09/2019	Transfer of Licence – Minlaton Caravan Park
09/10/2019	Yorketown Airstrip Upgrade Tender 201-2019
13/11/2019	Stormwater Spoon Drain Replacement Tender 204-2019
13/11/2019	Purchase of One (1) Towed Combination Roller Tender 207-2019
11/12/2019	Ardrossan Stormwater Infrastructure Installation Tender 205-2019
12/02/2020	Acquisition of Land - Charles Street, Yorketown
11/03/2020	Independent Member Appointment to Audit Committee
08/04/2020	Stansbury Seawall – Rock Revetment Wall Construction Tender 206-2019
08/04/2020	Acquisition of Land - Charles Street, Yorketown
08/04/2020	Sealed Road Shoulder Rework Tender 209-2020
13/05/2020	Relinquishment of Licence Agreement – Port Vincent Caravan Park & Seaside Cabins Pty Ltd
13/05/2020	Lease Purchase Offer – Port Rickaby Caravan Park – Council Section 91 Order – Minute Reference 145/2019 (12/06/2019)
10/06/2020	Independent Member Appointment to Audit Committee
10/06/2020	Request for Dissolution of Deed via Discounted Payout
17/06/2020	Chief Executive Officer's Performance Review

Council Registers, Codes and Policies

Council maintains a series of registers, codes and policies in accordance with the Local Government Act 1999 and the Local Government (Elections) Act 1999



Registers

Register of Members Interests (Ordinary Return)
Register of Members Interests (Primary Return)
Register of Elected Members Allowances and Benefits
Register of Employee Remuneration, Salaries and Benefits
Register of Employee Interests (Ordinary Return)
Register of Employee Interests (Primary Return)
Register of Delegations
Register of Fees and Charges
Community Land Management Plans
Register of Community Land
Register of Public Roads
Register of By-Laws
Register of Elected Members Gifts and Benefits
Register of Employee Gifts and Benefits

Codes

Section 63 Code of Conduct for Elected Members
Section 92 Code of Practice for Access to Council Meetings, Committee Meetings and Documents (Policy reference: PO015)
Section 110 Code of Conduct for Employees

Statutory Policies

Section 49 Purchasing and Procurement Policy
Section 50 Community Engagement Policy
Section 77 (1)(b) Section 78 Elected Members Entitlements, Facilities, Services and Expenses Policy (including Elected Member travel)
Section 80A Elected Member Training and Development Policy
Section 125 Internal Financial Control Policy
Section 219 Street, Road and Public Place Naming Policy
Section 259 Order Making Policy
Section 270 Internal Review of Council Decisions Policy

2020/21 Community Grants

The Community Grants Scheme provides financial grants to community groups and not-for-profit organisations to contribute to the community by funding projects, programs and activities which achieve recreation, culture, environmental, community, social development or welfare outcomes.

In 20120/21, 30 Community Grants totalling **\$100,358.73** were awarded to the following community groups and organisations:



Corny Point Lighthouse | Image by SATC

Organisation		Funding
1.	Ardrossan and District Community Club Incorporated	\$5000.00
2.	Ardrossan Heritage Museum	\$1100.00
3.	Ardrossan RSL Sub-Branch	\$2500.00
4.	Ardrossan Tidy Towns	\$1000.00
5.	Australian Volunteer Coastguard Association	\$4295.40
6.	Corny Point Progress Association	\$5000.00
7.	Edithburgh Museum	\$1000.00
8.	Hardwicke Bay and District Progress Association	\$3000.00
9.	Maitland Apex Club	\$5000.00
10.	Maitland and District Progress Association	\$1000.00
11.	Maitland Pistol and Shooting Club	\$3000.00
12.	Maitland Show Society	\$5000.00
13.	Minlaton Bowling Club	\$3000.00
14.	Minlaton and District Progress Association	\$4680.00
15.	Minlaton Golf Club	\$4000.00
16.	Nharrangga Aboriginal Progress Association	\$4300.00
17.	Port Julia Progress Association	\$4000.00
18.	Port Victoria Progress Association	\$5000.00
19.	Port Vincent Progress Association	\$4000.00
20.	Port Vincent RSL Sub-Branch	\$1000.00
21.	Stansbury Bowling Club	\$2000.00
22.	Stansbury Golf Club	\$3000.00
23.	Stansbury Sports and Community Club	\$2000.00
24.	Tiddy Widdy Beach Progress	\$4483.33
25.	Warooka Golf Club	\$3000.00
26.	Warooka Progress Association	\$4000.00
27.	Western United SYP Sports Club	\$4000.00
28.	Wool Bay Golf Club	\$2000.00
29.	Yorke Peninsula Polocrosse Club Inc.	\$5000.00
30.	Yorke town Sporting Club	\$4000.00
TOTAL		\$100,358.73

Leases and Licences

New Lease/Licence

The Dyett Family Trust	Minlaton Airstrip	Cropping	5 years
Perfect Dental Care	Yorke town Council Chambers	Dental Services	5 years
B Hoare	Fowlers Lake	Farming	5 years
MJ & AJ Walker	Port Victoria	Licence to Occupy Community Land/ Land Management Agreement	5 years
Minlaton Caravan Park	Minlaton	Caravan Park	4 X 5 years
Warooka Progress Association	Warooka	Council Chamber Rooms	5 years

Renewals Lease/Licence

Minlaton Lions Club	Minlaton	Community Services	5 years (disbanded as of 30 /06/21)
Minister for Education	Minlaton	School Carpark	10 years
Port Vincent Caravan Park & Seaside Cabins Pty Ltd	Port Vincent	Road Reserve	5 years
Minister for Education	Stansbury	School Oval	5 X 5 years

Extension of Lease/Licence

Port Victoria Caravan Park	Port Victoria	Caravan Park	3 years
KJ Davey	Port Victoria	Port Victoria Hotel Decking	5 years
Port Vincent Golf Club	Port Vincent	Golf Course	21 Years
DG Nominees Pty Ltd	Port Vincent	Kiosk	5 years
Minister for Agriculture & Fisheries	Yorke town	Shed	3 x 2 years
SYP Community Shop	Yorke town	Opportunity Shop	5 years
Maitland Music & Arts Club Inc.	Maitland	Maitland Hall	5 years
Minlaton Cricket Club Inc.	Minlaton	Cricket Club	5 years
Port Rickaby Caravan Park	Port Rickaby	Caravan Park	Surrender of Lease
Adelaide Unicare	Port Vincent	Consulting Rooms	Not Extending
Stansbury Sport & Community Club	Stansbury	Community Club/Sporting Grounds	5 years
Yorke town RSL & Sports Club Inc.	Yorke town	RSL & Sports Club	5 years
Koch Ag Pty Ltd	Mt Gore	Telecommunications Tower	5 years

Council as Lessor

Leonie Johnson	HD Dalrymple	Effluent Disposal	5 years
Harwood Properties Pty Ltd	Mt Gore	Telecommunications Tower	5 years
M McSkimming	HD Wauraltee	Walk the Yorke	5 Years
G & M Schulz	Maitland	Yorke Valley Dam Rest Stop	2 Years
Launer Family Trust	Port Rickaby	Caravan Storage	5 Years



Complaints

Complaint Summary		Response Summary
1	Campground toilets unclean.	Response advising responsibility for cleaning the toilet rests with the progress association, aside from the clean that Council does once a week. Also advised will follow with the progress and undertake inspection when next in the area.
2	Concerns about the way the bin is picked up and put down every week.	Referred to Council contractor to contact the property owner for resolution.
3	Lack of response relating to development application.	Response confirming would follow up.
4	Council vehicles parking across driveway.	Council workers reminded of their parking obligations.
5	Lack of Dump Point at caravan park.	Response confirming Council had recently taken over the park and is investigating options to address a number of upgrades required, including a dump point, within budget constraints.
6	Hall left uncleaned from previous booking.	Apology provided and followed up with contractor.
7	Condition of public toilets.	Apology and confirmation of the work undertaken provided. Contractors notified.
8	Dissatisfied with artist selection process for mural project.	Response confirming process undertaken and that artists were chosen based on community consultation.
9	Lack of maintenance and condition Road, including flooding and vegetation issues.	Response advising works will be undertaken as best as possible within conservation limitations, when Council are next in the area.
10	Lack of response to parking issue.	Response confirming vehicles can legally park in the area and that Council had also discussed the issues with the vehicle owner.
11	Failure to empty bins.	Response provided clarifying the bin collection cycle applicable.
12	Lack of response and action following request to remove vegetation.	Apology extended to the customer and vegetation removed.
13	Lack of response to development matter.	Response confirming development is deemed compliant and providing some options. Customer remained dissatisfied with the situation.
14	Dissatisfied with consultation and selection process for artwork.	Investigation undertaken into all matters raised and responses provided. Customer remained unhappy with the outcome of the investigation and was provided with alternative options for resolution.
15	Dissatisfaction with caravan park hot water system.	Apology offered as soon as informed. Also, advised this was the first complaint about the hot water system that had been received and that it was brand new, however would have it inspected by a plumber. Plumber confirmed hot water system was working correctly.
16	Bin missing following collection service.	Council contractor contacted the property owner to resolve the matter.
17	Bin picked up and emptied while the truck still moving and then placed meters away from the house into bushes.	Issue addressed with Council contractor to ensure proper procedure followed.
18	Odour and gases coming from community wastewater management treatment plant.	Response confirming odour monitoring and mitigation strategies put in place.
19	Lack of response regarding fencing placement on the Yorke Trail.	Apology extended to the customer and explanation provided about the fence placement.
20	Lack of response regarding condition of road.	Response confirming grading is being undertaken and clarified existing, scheduled maintenance program.
21	Outstanding account management.	Resolved in conjunction with Ombudsman SA.
22	Lack of cleaning and condition of public toilets.	Inspection undertaken and response provided to customer.
23	Toilets unclean.	Response confirming these toilets are only cleaned occasionally due to the location no longer being open to the public. Also discussed some potential solutions with another organisation responsible for the area.
24	Backdating of fees.	Unable to reach resolution and proceeded to Ombudsman SA for review who declined to take action.

Complaint Summary		Response Summary
25	Lack of consultation and transparency regarding the proposed sporting club.	Response confirming that the sporting groups who lease the land are undertaking and funding the project. Council's role is ensuring the building meets development requirements.
26	Cancellation of permit.	Temporary extension granted.
27	Lack of response to tree trimming request.	Response confirming will inspect and carry out appropriate remedial works.
28	Lack of response to request to use wharf.	Apology provided along with information about the process for accessing the wharf.
29	Fee required to stay in a family member's onsite caravan.	Response explaining the fee requirements provided, however customer remained dissatisfied at having to pay the fee.
30	Lack of maintenance to boat ramp.	Inspection undertaken and confirmed maintenance would be undertaken within budgetary limits and current funding limitations.
31	Lack of response regarding depot activity causing damage to shared neighbour fence.	Discussed with customer and depot staff rectified the issue.
32	Lack of response and action regarding condition of road.	Contact made with customer to discuss and address concerns.
33	Lack of response to request for additional bins.	Apology and confirmation of bins having been arranged provided.
34	Timing of tidal pool maintenance.	Response explaining timing of the work and clarifying that only the toilet block is closed and the pool can still be used.
35	Issue of new waste and recycling bins.	Response confirming the bin replacement program formed part of the new waste collection contract, existing bins were coming to the end of their average lifespan, the old bins will be recycled and the new bins are made from recycled materials.
36	Lack of response to request for vegetation removal.	Apology and confirmation that inspection had been undertaken. Clarity provided around the issues and requested further information before considering removal.
37	Lack of consultation for proposed CWMS.	Response provided clarifying the consultation undertaken.
38	Stormwater management issues.	Response confirming upgrade will be considered in context of available budget and resources.
39	Dissatisfaction with caravan park amenities and pricing.	Response confirming Council is investigating options to address a number of upgrades required across all Council caravan parks. Also Council plan on working towards a more standard fee structure.
40	Delay in response to request for road maintenance.	Apology provided along with response explaining Council's current maintenance program and budgetary limitations.
41	Lack of consultation for proposed CWMS.	Response provided clarifying the consultation undertaken.
42	Lack of response regarding issues with road camber.	On site meeting with customer and agreed upon works that would be undertaken.
43	Dissatisfaction with caravan park amenities.	Response confirming Council are looking to address a number of caravan park upgrades required within budget constraints and these particular amenities have been identified as a priority.
44	Failure to resolve neighbouring animal issues.	Response providing further strategies to be implemented with customer and neighbour. Reported to Ombudsman SA who did not become involved.
45	Lack of maintenance, condition, personnel behaviour and costs relating to caravan park.	Advised Council has contacted lessee about rectifying the issues.
46	Lack of response to water supply queries.	Response clarifying charges provided.
47	Payment of development application fees.	Partial refund provided and Magistrates Court decision to dismiss the remainder of the claim.
48	Issues with development assessment.	Resolved in conjunction with Ombudsman SA.
49	Eighty kilometre sign replaced with a fifty kilometre ahead sign.	Response advising the issue has been looked into and the Department for Infrastructure and Transport, as the legislative body responsible for speed limits within South Australia, determined to adopt the current signage in accordance with their principles.
50	Lack of response regarding on-going drainage/flooding issues.	Response provided and work undertaken.

Complaints

Complaint Summary		Response Summary
51	Change to side tipper use - effect on local businesses.	Response confirming the reasons behind the change provided.
52	Lack of consultation and engagement for proposed sporting club.	Response confirming that the sporting groups who lease the land are undertaking and funding the project. Council's role is ensuring the building meets development requirements.
53	Dissatisfaction with changes to annual site licence fees and conditions and caravan park amenities.	Response confirming fee structure reconsideration for all annual site licence holders, providing clarity around conditions and advising amenity upgrades will be considered in future budget deliberations
54	Refusal to provide refund for caravan park accommodation.	Explanation of the cancellation policy provided.
55	Condition of road.	Response explaining Council's current maintenance program and its continued commitment to seeking out funding opportunities to seal the road.
56	Walk the Yorke access issues.	Response provided advising will look at what action can be taken within existing budgets.
57	Lack of response regarding bin replacement.	Council contractor contacted the property owner and resolved the matter.
58	Incorrect invoice issued.	Apology and confirmation issue rectified.
59	Lack of Response to request to remove vegetation.	Apology and confirmation of the work undertaken provided.
60	Lack of maintenance to the Walk the Yorke.	Response confirming work to be undertaken.
61	Lack of maintenance and condition of roads.	Response provided confirming Council prioritise and maintains its infrastructure as best as possible within budget and resource constraints. Advised site visit will be undertaken to look at alternative road management options.
62	Lack of response to request for information.	Response provided addressing questions raised.
63	Council approach to ordering wreaths.	Response confirming importance of sharing orders across the businesses within the area.
64	Lack of response to request for jetty maintenance.	Response confirming Council are aware of the issue and it is not an easy fix but Council are working towards a solution.
65	Failure to supply a wreath.	Response confirming wreaths are traditionally provided when a Councillor is attending a service and that this approach will be given further consideration in the future.
66	Caravan booking website outdated and not user friendly.	Explanation of the website provided.
67	Water access at townships and the unreliability of the remote tanks along Walk the Yorke Trail.	Response advising of ongoing issues with taps and other users, along with details of a company that Council work with who can assist with water and drop offs. Confirmed Council personnel do undertake regular inspections on the trail but also rely on visitor feedback to identify and address issues of concern.
68	Lack of response to report of building issues.	Response addressing the issues raised.
69	New bins not supplied following roll out of new bin service.	Customer contacted to confirm issue due to oversight in backlog delivery and rectified.
70	Decision not to withdraw expiation.	Further information sought and discussion undertaken on site. Resolved in conjunction with Ombudsman SA.
71	Lack of action following request to repair playground.	Response explaining workload priorities and confirmed some repairs had been carried out, with further parts having been ordered.
Council are currently working towards resolving a further, ongoing complaint:		
72	Lack of action following request for dredging.	Ongoing pending external funding.

External Grant Funding Obtained

In 2020/21 the Yorke Peninsula Council obtained a total of \$10.7 million grant funding for operating and capital projects as listed below:

Received From	Description	Amount
Arts SA - Public Libraries Grant	Ardrossan Community Library Funding	\$4,008.00
Arts SA - Public Libraries Grant	Maitland Community Library Funding	\$4,566.00
Arts SA - Public Libraries Grant	Minlaton Community Library Funding	\$2,031.00
Arts SA - Public Libraries Grant	Yorke town Community Library Funding	\$2,559.00
Austrade	Regional Tourism Bushfire Recovery Grants program - Regional Tourism Bushfire Recovery Grants program - SYP Water Tower Art Trail	\$60,000.00
Australian Government Department of Industry, Innovation and Science *	Drought Communities Programme	\$500,000.00
Australian Government Department of Industry, Innovation and Science	Drought Communities Programme	\$900,000.00
Australian Government Department of Industry, Innovation and Science	Regional Airports Program - Round 1 - Minlaton Airstrip Upgrade	\$825,000.00
Caravan Industry Association of Australia	Defib Funding - Yorke town Caravan Park	\$2,000.00
Coast Protection Board*	Regional Coast Protection - Yorke Peninsula Strategic Coastal Study	\$27,500.00
Coast Protection Board	Corny Point Dune Re-establishment	\$2,007.00
Coast Protection Board	Port Clinton Flood Protection	\$192,000.02
Commonwealth Health Department	Home Support - HACC Federal - YP Leisure Options	\$18,277.14
Department for Communities and Social Inclusion	HACC SA - YP Leisure Options	\$91,449.60
Department of Infrastructure, Transport Cities and Regional Development	Roads to Recovery	\$1,232,728.00
Department of Infrastructure, Transport, Regional Development and Communications	Heavy Vehicle Safety and Productivity Program - Round 7 - Price Upgrade	\$756,000.00
Department of Planning, Transport and Infrastructure*	2019 - 2020 Open Space Grant - Pines Foreshore Amenities	\$16,335.00
Department of Treasury and Finance	Local Government Infrastructure Partnership Program - Sealed Road Upgrades	\$1,522,350.00
Friends of Private Bushland	Leisure Options Signage	\$1,500.00
Green Industries SA	Feasibility Study - Food Waste Management	\$20,000.00
Green Industries SA	Regional Transport Subsidies Program	\$28,932.36
Landscape SA Northern and Yorke	Grassroots Grant - Minlagawi / Gum Flat Management Plan	\$5,000.0
Legatus Group	Weed Control and Revegetation	\$60,000.00
Local Government Finance Authority of SA	Port Vincent CWMS Funding	\$112,828.00
Local Government Grants Commission	Financial Assistance Grants - General Purpose and Local Roads 2020/21	\$946,486.00
Local Government Grants Commission	Financial Assistance Grants - General Purpose and Local Roads 2021/22	\$1,177,465.00
Local Roads and Community Infrastructure	LRCIP Funding	\$1,802,379.00
Office for Local Government - Department of Planning Transport & Infrastructure	Point Pearce MUNS - 2020/21	\$98,656.00
National Australia Day Council	Australia Day Branding and COVID Safe Event	\$8,414.00
SA Boating Facility Advisory Committee	Black Point Boat Ramp Modification	\$330,000.00
Total 2020/21		\$10,750,471.12

Note: Amounts listed above may differ from those presented in Council's General Purpose Financial Statements due to required accounting treatment.

* Indicates grant funding physically received in 2019/20 but only recognised as income in 2020/21.

Yorke Peninsula Leisure Options



Council's Yorke Peninsula Leisure Options (YPLO) program provides diverse recreational and social opportunities for seniors and people with disabilities.

The icon logos represent each group, removing any literacy barriers for our members to identify information regarding groups on our calendars and within our newsletters.

YPLO has developed the programs run to offer more choice across more days of the year. This will improve the opportunities for people using our services and increases the revenue raised from providing NDIS funded services.

As well as producing a service that offers opportunities to build capacity and learn new skills, YPLO groups (Arts & Crafts, Cooking and Living Skills) are working towards achieving Goal 3 of YPLO's Strategic Management Plan – People with disability contribute to YP communities in creative ways; supporting members to produce, market and sell their own products

A Cricut machine (a cutting machine linked to computer software) was purchased for the centre-based groups to create and personalise projects.

Our Wood Shed and Tree Propagation groups have successfully been producing products to sell within our communities. Both groups have had a surge in sales since YPLO has been using social media pages on Facebook and Instagram to advertise products.

YPLO's Coordinator is representing Yorke Peninsula Council through involvement with two projects that align with supporting the inclusion of people living with a disability and the goals agreed upon within the Yorke Regional Alliance Disability Access and Inclusion Plan (DAIP). The first project is the YP Tourism Accessibility Project working alongside representatives from the Legatus group, Copper Coast Council, Barunga West Council and Yorke Peninsula Tourism. The second project is a free hire program offering an eTrike and MT Evo wheelchair across three geographically diverse LGA's via a competitive ILC (Information, Linkages & Capacity) Grants called "Opening The Door to Nature".

The following provides closer overview of the services YPLO provides to people living with a disability via individual NDIS funding and for people who are over 65 years of age via the CHSP (Community Home Support Programme) block funding.



Wood Shed Group

Jaime has been a great addition to the Wood Shed team. She has organised a shop within the YPLO Facebook page to promote sales of products within our community. With an order of \$600 recently taken, projecting sales to quadruple is likely to be a modest estimate.

The products produced by the Wood Shed are made by the members, with stand-by assistance, verbal assistance, support and guidance.

The confidence and skill development of members is increasing with each project completed. The sales of products assist the team to replace equipment and machinery as well as fund personal projects for members to take home.



Tree Propagation Group

YPLO's team visited the Yorketown Depot, with staff providing YPLO's volunteers and members with a tour followed by depot staff visiting the YPLO nursery and having a BBQ with members. Building connections within our work places and showcasing the propagating skills YPLO members and volunteers have.

The nursery is continuing to be self-sufficient in covering the costs of the materials used and upkeep and improvements to the nursery.



Living Skills Group

This group is comprised of four terms with ten week blocks. The skills the group have focused on are wellbeing, healthy eating, community inclusion, technology and recognizing individual ability and teamwork.

Earlier this year members completed a Food Safe Handling Training course provided online by the Victorian Government.

As a group we went through the questions on the Smart TV using the Apple TV to link the iPad screens with members able to follow along and answer questions on their Living Skills iPads.

This activity was a good way for members to utilise their critical thinking and comprehension skills, being able to problem solve and draw a conclusion from relevant information.

Volunteers and Support workers supported members to finish this over the course of 2 weeks, from this they each obtained a certificate of completion (laminated and given out to members – photos below).

Members are looking forward to putting this knowledge to good use in our cooking group, with the goal of producing food products to sell to our community.

Members have also learnt about employable skills, gaining training certificates to include in their resume.





Living Skills Group - Footy Trip

Through networking YPLO was able to access corporate seating at Adelaide Oval's MTX club which offered a climate controlled and low sensory environment for all members to enjoy the game in comfort.

The Living Skills group attended the Port Power vs Geelong Cats match at Adelaide Oval on the 10th of June.

We stayed overnight at Quest on Franklin and were able to walk to the Central Markets before heading to the oval to have dinner at the John Halbert Bistro.



Fun & Games and Holiday FUN Program

A Holiday FUN Program was introduced, running across 2 days initially to now offering 3 days each week of the school holidays with a short break across the Christmas and New Year period. This program is a blend of the services provided by YPLO, incorporating centre-based activities, community inclusive excursions and propagating activities at YPLO's nursery situated in Yorketown.

Social relationships benefit health! Emotional wellbeing and social connections are important to everyone.



Arts and Craft Group

To engage with members and gain insight into their interests Eleni set up an experiment to find out what mediums members preferred. With a rotation system and different stations with acrylic paint, watercolour paints, pencils, textas, charcoal, soft pastels, crayons and pens were used to create whatever the client desired. Some members struggled coming up with ideas, volunteers assisted them with this task.

Each group had approximately 30 minutes in each space to design and finish their masterpiece. This limited time kept them entertained and on task.

YPLO aims to empower the people using our services to make choices about the content of the service provided.




Cooking Group

During August the Cooking and Wood Shed groups took part in a community initiative to revegetate parts of the Hardwicke Bay foreshore. Members worked with Council's Environment Officer, Ms Letitia Dahl-Helm and teachers and year 9 students from Price Alfred Collage (PAC).

PAC students paired up with members, assisting them with the digging, burying, watering and guarding of the plants. They managed to plant all 70 before lunch time. Students then worked alongside members to cook a BBQ lunch. After lunch there was time to head out to the beach for a game of cricket and kick of the footy and participate in a geo-caching activity.



Keep updated throughout the year by following YPLO's Facebook page using your phone's camera and our QR code



Legislative Requirements

The following table demonstrates Yorke Peninsula Council's compliance with the Local Government Act 1999 (SA) and the Local Government Regulations.

Local Government Act			
Requirement	Title	Page	Met
S128 (9) (a & b)	<p>(a) Information on the remuneration payable to its auditor for work performed during the relevant financial year, distinguishing between-</p> <p>(i) Remunerations payable for the annual audit of the council's financial statements; and</p> <p>(ii) Other remuneration;</p> <p>(b) If a person ceased to be the auditor of the council during the relevant financial year, other than by virtue of the expiration of his or her term of appointment and not being reappointed to the office – the reason or reasons why the appointment of the council's auditor came to an end.</p>	68	✓
S131	<p>Annual Report to be prepared and adopted by 30 November in each year relating to the operations of the council for the financial year ending in the preceding 30 June.</p> <p>The Council must provide a copy of its Annual Report to:</p> <ul style="list-style-type: none"> ▪ Each member of Council; ▪ Presiding Member of both Houses of Parliament. <p>Council must make copies available for inspection on Council's website and principal office.</p> <p>Members of the public may purchase a hard copy from the Council's principal office (Maitland).</p>	N/A	✓
Schedule 2			
S12	Subsidiaries: A report including audited financial statements must be incorporated into the Yorke Peninsula Council's Annual Report.	N/A	N/A
S28	Regional Subsidiaries: A report including audited financial statements must be incorporated into the Yorke Peninsula Council's Annual Report.	110	✓
Schedule 4			
1(a)	Audited financial statements of the Council for the relevant year.	50	✓
1(b)	A list of registers that are required to be kept under the Local Government Act 1999 and the Local Government (Elections) Act 1999.	99	✓
1(c)	A list of codes of conduct or practice required under the Local Government Act 1999 and the Local Government (Elections) Act 1999.	99	✓
1(f)	Information on the allowances paid to members of the council or council committees.	12-13	✓
1(g)	Information on the number of senior executive officers and information on the kinds of allowances, bonuses and benefits that are made available to those officers as part of a salary package.	6 & 14	✓
1(ga)	A report on the use of sections 90(2) and 91(7) by the council and its council committees containing the information required by the regulations.	11	✓
1(gb)	A report on the applications made to the council under the Freedom of Information Act 1991 during the relevant financial year containing the information required by the regulations.	14	✓
1(h)	<p>A statement of-</p> <p>(i) The council's representation quota; and</p> <p>(ii) The average representation quota for council of a similar size and type; and</p> <p>(iii) When the council next intends to conduct a review under Chapter 3 Part 1 Division 2; and</p> <p>(iv) The procedures that are available under Chapter 3 for electors to make submissions on representation under this Act.</p>	37	✓
2(a)	The council's performance in implementing its strategic management plans during the relevant financial year, and the council's projections and targets under its plan for the next financial year.	47	✓
2(ab)	The council's performance against its annual business plan for the relevant financial year.	43	✓
2(b)	The extent to which activities for the council have been subjected to competitive tender or other measures to ensure services are delivered cost-effectively, and the extent (if any) to which the council has pursued policies for purchasing local goods and services.	14	✓

Local Government Act - cont.

Requirement	Title	Page	Met
Schedule 4			
2(c)	The decision-making structure of the council.	6	✓
2(ca)	The training and development activities for members of the council during the relevant financial year.	12	✓
2(d)	The implementation of equal opportunity programs, and other human resource management or development programs, during the relevant financial year.	7 & 15	✓
2(e)	The progress of the council in preparing or finalising any management plans for community land required under the Chapter 11.	14	✓
2(f)	Other matters prescribed by the regulations.	N/A	✓

Local Government (General) Regulations

S10	<p>(1) Pursuant to section 131(5)(b) of the Act, the South Australian Local Government Grants Commission is a prescribed body.</p> <p>(2) For the purposes of section 131(5) of the Act, the relevant day by which an annual report must be submitted is 31 December in the financial year immediately following the end of the financial year to which the annual report relates.</p>	N/A	✓
S35(1)	<p>For the purpose of clause 1(ga) of Schedule 4 of the Act-</p> <p>(a) In the case of a report on the use of section 90(2) of the Act, the following information is required:</p> <p>(i) The total number of orders made under that subsection in the financial year;</p> <p>(ii) The date and subject of each order within the ambit of subparagraph (i);</p> <p>(iii) In relation to each paragraph ((a) to (n)) of section 90(3) of the Act- the number of times in the financial year that an order made under section 90(2) was made on the basis that the information or matter fell within the ambit of the paragraph; and</p> <p>(b) In the case of a report on the use of section 91(7) of the Act, the following information is required:</p> <p>(i) The total number of orders made under that subsection in the financial year;</p> <p>(ii) The number of orders made under that subsection that expired, ceased to apply or were revoked during the year;</p> <p>(iii) The number of orders made under that subsection that remained operative at the end of the financial year (but not including orders made before 15 November 2010);</p> <p>(iv) The date and subject of each order within the ambit of subparagraph (i) or (iii).</p>	98	✓
S35(2)	<p>Pursuant to clause 1(i) of Schedule 4 of the Act, the report required under section 270(8) is prescribed, being:-</p> <p>S270 "Procedures for review of decisions and requests for services":</p> <p>(8) A council must, on an annual basis, initiate and consider a report that relates to-</p> <p>(a) the number of applications for review made under this section; and</p> <p>(b) the kinds of matters to which the applications related; and</p> <p>(c) the outcomes of the applications under this sections; and</p> <p>(d) such other matters as may be prescribed by the regulations.</p>	36	✓

Local Nuisance and Litter Control Act 2016

S8	A council must, in its annual report prepared pursuant to section 131 of the Local Government Act 1999 in relation to a particular financial year, include details of the performance by the council during that year of functions conferred on it under this Act.	28	✓
----	--	----	---

Appendix 3: Legatus Group Annual Report



2020/2021 ANNUAL REPORT

The Legatus Group Charter requires that the AGM receive the Legatus Group's Annual Report which may incorporate reports from committees and any representatives reports from other organisations. T

he Legatus Group AGM held on Friday 3 September 2021 adopted the following report.

The Legatus Group Charter clause 6.3 Annual Report

6.3.1 The Legatus Group must each year, produce an Annual Report summarising the activities, achievements and financial performance of the Legatus Group for the preceding Financial Year.

6.3.2 The Annual Report must incorporate the audited financial statements of the Legatus Group for the relevant Financial Year.

6.3.3 The Annual Report must be provided to the Constituent Councils by 30 September each year.

The Legatus Group is a regional subsidiary of:

- Adelaide Plains Council
- Barunga West Council
- Clare & Gilbert Valleys Council
- Copper Coast Council
- District Council of Mount Remarkable
- District Council of Orroroo/Carrieton
- District Council of Peterborough
- Light Regional Council
- Northern Areas Council
- Port Pirie Regional Council
- Regional Council of Goyder
- The Barossa Council
- The Flinders Ranges Council
- Wakefield Regional Council
- Yorke Peninsula Council

The Central Local Government Region was established in 1998 under Section 200 of the Local Government Act 1934 as a controlling authority. It now continues in existence as a regional subsidiary of its member Councils under Part 2 of Schedule 2 of the Local Government Act 1999 by the provisions of Section 25 of the Local Government (Implementation) Act 1999.

In 2016 the Central Local Government Region of South Australia adopted the trading name of Legatus Group to which it is referred. The Legatus Group is established to:

- undertake co-ordinating, advocacy and representational roles on behalf of its Constituent Councils at a regional level
- facilitate and co-ordinate activities of local government at a regional level related to community and economic development with the object of achieving improvement for the benefit of the communities of its Constituent Councils
- develop, encourage, promote, foster and maintain consultation and co-operation and to strengthen the representation and status of local government when dealing with other governments, private enterprise and the community
- develop further co-operation between its Constituent Councils for the benefit of the communities of the region
- develop and manage policies which guide the conduct of programs and projects in the region with the objective of securing the best outcomes for the communities of the region
- undertake projects and activities that benefit the region and its communities
- associate collaborate and work in conjunction with other regional local government bodies for the advancement of matters of common interest.

The Legatus Group is a body corporate and is governed by a Board of Management which has the responsibility to manage all activities of the group and ensure that they act in accordance with its Charter.

Contact Details: Address: 155 Main North Road CLARE SA 5453 PO Box 419 CLARE SA 5453
Telephone: 0407819000 Email: ceo@legatus.sa.gov.au Website: www.legatus.sa.gov.au

Legatus Group Board of Management: The Board consists of all principal members (Mayors) of the Constituent Councils which for 2020/2021 were:

Council	Delegate
Adelaide Plains Council	Mayor Mark Wasley
Barunga West Council	Mayor Leonie Kerley
Clare & Gilbert Valleys Council	Mayor Wayne Thomas
Copper Coast Council	Mayor Roslyn Talbot
District Council of Mount Remarkable	Mayor Phillip Heaslip
District Council of Orreroo Carrieton	Mayor Kathie Bowman
District Council of Peterborough	Mayor Ruth Whittle OAM
Light Regional Council	Mayor Bill O'Brien

Northern Areas Council	Mayor Denis Clark - Mayor Ben Browne replaced Mayor Clark from 27 November 2021 Legatus Group meeting.
Port Pirie Regional Council	Mayor Leon Stephens
Regional Council of Goyder	Mayor Peter Matthey OAM
The Barossa Council	Mayor Bim Lange OAM
The Flinders Ranges Council	Mayor Peter Slattery - Mayor Greg Flint replaced Mayor Slattery from 5 March 2021 Legatus Group Meeting.
Wakefield Regional Council	Mayor Rodney Reid
Yorke Peninsula Council	Mayor Darren Braund

Office Bearers for 2020/21

Chairman	Mayor Peter Matthey OAM
Deputy Chairs	Mayor Bill O'Brien Mayor Rodney Reid
South Australian Regional Organisation of Councils	Mayor Peter Matthey Mayor Bill O'Brien
Chief Executive Officer	Mr Simon Millcock
Auditor	Dean Newberry and Associates

The following meetings of the Board of Management were held during the 2020/21 year:

- 3 July 2020 Special Meeting online
- 14 August 2020 Special Meeting online
- 4 September 2020 Annual General Meeting Quorn
- 4 September 2020 Ordinary General Meeting Quorn
- 27 November 2020 Ordinary General Meeting online
- 5 March 2021 Ordinary General Meeting Ardrossan
- 11 June 2021 Ordinary General Meeting Mallala

There were five advisory committees in 2020/2021 and all agendas and minutes from the Board meetings and Committees are published on the Legatus Group Website. All advisory committee minutes were provided in the agendas to the Legatus Group Ordinary General meetings. The Constituent Councils are provided with the Board Agendas, Minutes, Annual Reports, Business Plan and Budgets and Quarterly Financial Reports.

Committee	Members	Meeting Dates
Audit Committee	<ul style="list-style-type: none"> Mayor Kathie Bowman (Chair) Mayor Denis Clark replaced by Mayor Rodney Reid at 3 June 2021 meeting Mr Peter Ackland Mr Colin Byles Mr Ian McDonald 	21 August 2020 13 November 2020 19 February 2021 3 June 2021
Management Group (Council CEOs)	<ul style="list-style-type: none"> Mr Colin Byles (Northern Areas) (Chair) Mr James Miller (Adelaide Plains) Mr Martin McCarthy (Barossa) Ms Maree Wauchope (Barunga West) Dr Helen Macdonald (Clare & Gilbert Valleys) Mr Russell Peate (Copper Coast) Mr Eric Brown (Flinders Ranges) Mr David Stevenson (Goyder) Mr Brian Carr (Light) Mr Sam Johnson (Mt Remarkable) Mr Dylan Strong (Orroroo/Carrieton) Mr Peter McGuinness (Peterborough) replaced by Mr Stephen Rufus Mr Peter Ackland (Pirie Regional) Mr Andrew MacDonald (Wakefield) Mr Andrew Cameron (Yorke Peninsula) 	14 August 2020 17 December 2020 12 February 2021 14 May 2021
Road & Transport Infrastructure Advisory Committee:	<ul style="list-style-type: none"> Dr Helen Macdonald Chair (CEO Clare & Gilbert Valleys Council) Lee Wallis (Goyder) Steve Kaesler (Barossa) Tom Jones (Adelaide Plains) Mike Wilde (Department of Planning, Transport and Infrastructure) Kelly-Anne Saffin (CEO RDA YMN) Dylan Strong (CEO Orroroo Carrieton) Michael McCauley (Yorke Peninsula) Stuart Roberts (Wakefield) Mike Burger (Flinders Ranges) 	7 August 2020 18 November 2020 12 February 2021 14 May 2021
Community Wastewater Management Advisory Committee	<ul style="list-style-type: none"> Andrew MacDonald Chair (CEO Wakefield) Gary Easthope (Clare and Gilbert Valleys) Adam Broadbent (Light) Matthew McRae (Copper Coast) Riaz Uddin (Goyder) Hayden Battle (Wakefield) 	12 August 2020 10 November 2020 11 February 2021 17 May 2021
Visitor Information Services	<ul style="list-style-type: none"> Stephen Rufus Chair (CEO Peterborough) from 19 Feb 2021 Paula Jones (Clare Valley Wine Food and Tourism Centre) till 19 Feb 2021 Glen Christie (Port Pirie) Anne Hammond (Yorke Peninsula) Lynn Spurling (Copper Coast) Jo Seabrook (The Barossa) Liz Healy (Light Regional) Shirley Dearlove (Peterborough Council) Jeremy Carn (RDA Far North) 	14 August 2020 6 November 2020 19 February 2021 4 June 2021

Chairman's Report

It has been my pleasure to serve as Chairman in 2020/21 and I take this opportunity to report on some highlights of the past year.

We saw the continued disruption and impacts of COVID-19 including the extended need for some meetings to be held on-line. Member councils should be recognised for the support to their communities and I note that the Wakefield Regional Council was awarded the 'Excellence in Local Economic Development' Award for its COVID support program.

The Legatus Group provides a pivotal role to member councils in advocating on both regional and state-wide issues. This has included the continued advocacy on rating equity associated with major energy producers, community wastewater management schemes, regional roads funding and coastal management. I find it extremely frustrating that we have been unable to achieve a satisfactory outcome at this point in time in relation to rating equity.

We provided a leadership role for the South Australian Regional Organisation of Councils (SAROC) via the Waste Management Infrastructure for South Australian Regional Local Government report and the SA Regional Waste Pathways Forum.

Support has been provided to member councils via advocacy through the LGA on the new Planning and Design Code and the Local Government Reform Bill.

The Legatus Group provided support at a state level with the Department of Innovation and Skills re the Creative Industries and to both Mainstreet SA and Parks and Leisure Australia SA/NT to hold their conferences in our region.

At a more regional level the report on reconciliation and work on cultural awareness has been of great support to member councils. The commitment by the Legatus Group on issues such as wellbeing and volunteering have seen several projects and reports progress as we continue to advocate for increased inclusiveness, mental health and aligned services. Our advocacy included support for the extension of the two Family and Business Support Mentors through Dept Primary Industries and Regions within our northern councils.

The Legatus Group acknowledged the Australian Governments rollout of the Drought Communities Funding. This included assisting with securing a South Australia Drought Resilience Adoption and Innovation Hub which was led by the University of Adelaide. The Legatus Group is a Local Government project partner and it is pleasing to see that its head office will be established in the region along with one of the nodes.

Works have commenced on several National and State Highways with long overdue work in our region after years of lobbying. The Road and Transport Infrastructure Advisory Committee have been active this year via updates to our Regional Roads Plan and renewed Deficiency Action Plan. There was a robust assessment of this year's Special Local Roads Program funding applications. The 2021 Legatus Group Road and Transport Forum provided the opportunity for member councils to come together and discuss and be more informed on issues around areas such as heavy vehicle access.

The Legatus Group are seeking to increase the level of productivity, safety and community connectivity through increased funding for local significant roads. This requires fairer funding models to address the regions local roads infrastructure deficiencies and the release this year of our video seeking increased support was part of the broader Local Govt Association approaches to the

Australian Government. The initial work undertaken on the socio-economic impacts Road Deficiency Report will be expanded in the coming year to assist with developing the required data for continued advocacy.

We continue to encourage and foster closer working relationships with the three Regional Development Australia (RDA) organisations and the Northern and Yorke Landscape Board. This year's Yorke Mid North Forum Water for our Future was a success.

The region has been proactive in supporting the challenges of our changing environment through the management of the Sector Agreement for the Climate Change Adaptation Plan. This included the development of the new Northern and Yorke Climate Change Sector Agreement which now includes the Barossa, Light and Adelaide Plains Councils. The concept plans for a Sustainability Hub were completed through our regional partnership approach.

The Legatus Group managed the Northern and Yorke Coastal Management Action Plan stage 1 implementation on behalf of the Northern and Yorke Landscape Board which resulted in several projects being undertaken across the Yorke Peninsula. The continued support for the Northern and Yorke Coastal Management Action Plan included the coordination of workshops and a grant application through the Northern and Yorke Landscape Board. The Legatus Group have been an active supporter of the SA Coastal Council Alliance.

The Legatus Group have supported and are an active partner in the Northern and Yorke Landscape Board Aboriginal Engagement Committee.

We acknowledge the RDA's who have committed their staff to be members of several Legatus Group Advisory Committee and or Project Reference Groups.

The Legatus Group CEO and staff committed large amounts of time to the development of many Conferences and Forums. I also note with positivity of the CEO and the staff's efforts to support other regional councils through their roles and specifically to the CEO who Chaired the Regional LGA Executive Officers Forum. These collaborations included several forums and workshops which have assisted not only the Legatus Group members but also SAROC, and their input is commended.

The collaboration and establishment of MoUs and partnerships with universities has been strengthened during the past year and provided valuable reports through research and partnerships.

This has allowed 11 cost effective research projects in areas such as tourism (mixed reality and accessibility), asset management (pump monitoring), waste (cost model, use of organic waste, supply chain for circular economy), wastewater (design criteria) and reconciliation. These are providing appropriate identification for advocacy and decision making in areas that are of significance to local government, stakeholders and community.

The Audit and Risk Management Group Committee have ensured that the work plan has assisted us in improving our governance and recommendations around variations to our policies.

There has been valuable feedback gained from the Legatus Group Management Group meetings and information sharing opportunities by and for the CEO group.

The Community Wastewater Management Advisory Committee assisted in gaining a further extension of the Joint CWMS program until June 2022, staging of a successful SA conference and assisting with a reform paper now being developed by the LGA CWMS Committee. Their continued work on issues around training associated with compliance is gaining traction.

The Legatus Group Visitor Information Services Advisory Committee have provided a great support especially around the reopening of tourism in our region. Their workshop on story telling was well attended and they have provided direct input to two projects being progressed through the Yorke Peninsula Councils with regards accessible tourism and the Remarkable South Flinders Ranges Councils Tourism Alliance.

It was noticeable that there was a reduced attendance by the six State Government Members of Parliament, and our Federal Member although the Hon Geoff Brock is an exception and is a regular attendee. I note that we have continued to provide the opportunity for dialogue to all MPs.

In closing I would like to thank everyone who has taken a proactive role in progressing the strategic initiatives of the region. I thank Mayors Bill O'Brien (and in his role on SAROC) and Rodney Reid for your roles as Deputy Chairs.

Feedback tells me that the reports prepared by the Legatus Group CEO and progressed to SAROC and other stakeholders and partners in all tiers of government are well received. The organisations positive approach to strong partnerships and a collaborative approach, with our other regional local government associations, stakeholders and tiers of government continues. These activities are coordinated and managed by our CEO Mr Simon Millcock. I wish to thank him for his committed, dedicated and consistent approach in the development and delivery of the of the goals and directions of the board.

I would like to acknowledge all the Board members and those who have committed time to the Advisory Committees. Your valuable service to the communities and the region continues to provide much needed leadership into the future.

Mayor Peter Matthey OAM

Chairman Legatus Group

CEO Report

Firstly, I would like to acknowledge the support provided to me by the Chair and Deputy Chairs, Board, CEOs, Committees, Regional Partners and the Legatus Group staff in making the past year extremely productive and enjoyable.

This year provided consolidation for the positioning of the Legatus Group and the opportunity to expand and support state-wide, regional and subregional programs and research. This was made possible by reducing the reserves of which \$493,077 from the LGA Regional Capacity Building Allocations was required to be acquitted by 30 June 2021.

We were successful with grant applications and contracts to provide services which have been acquitted or reported on accordingly. There was \$333,151 generated from this income stream plus reimbursements and other income of \$105,679. As such 70% of the Legatus Group's income came from outside its membership fees.

This has helped to place the Legatus Group in a solid financial position which is reflected in the 2021 – 2022 business plan and budget whilst consideration is needed to not raise expectations of increased capacity and or project delivery into the future due to the reliance on grants.

Of special mention during the past year is the partnerships developed with several universities through formal MoU's, collaborative agreements and the use of the APR.Intern program. This not only made the research reports extremely cost effective but provided greater links between universities and local government.

This year saw my attendance and deliver of agendas, minutes and reports to nearly 40 Legatus Group Board / Committee, Yorke Mid North Alliance and SAROC meetings whilst managing the delivery of several regional forums, workshops and webinars. There was considerable time spent with the development and management of reference groups for nearly all projects.

Due to the employment of 3 extra Project Officers, there was increased HR requirements whilst their employment allowed an increase in strategic development which included my time with the review of the Legatus Group Strategic Plan.

Other administration responsibilities included for part of the year as Chair of the Regional LGA Executive Officers, Secretariat to the Murray Darling Association Region 8 and a member of LGA Functional Support Groups associated with COVID-19 reference groups.

Plus, I am a member of the Yorke Mid North Alliance and the Northern and Yorke Landscape Board Aboriginal Engagement Committee. My time was also provided to the Local Government Information Technology SA Awards, Volunteering Strategy for SA and the SA Creative Industries Think Tank.

There was an increased level of conference, forums, workshops and webinars which included (1) Sustainable Regions through Parks, Recreation, Sport and the Environment (2) Legatus Group CWMS Risk Assessment Workshops (3) Heavy Vehicle Access (4) Coastal Management Strategic Planning (5) SA/NT Parks and Leisure Regional Conference (6) SA CWMS Conference (7) YMN Alliance Forum (8) Legatus Group Visitor Information Services Forum (9) SA Regional Creative Industries Conference (10) Regional Women's Networking Event (11) Legatus Group Roads Forum (12) Cultural Awareness Training and (13) SAROC Regional Waste Pathways Forum. These provided valuable opportunities for increased knowledge for both Elected Members and Operational Staff for member councils.

There was the commencement of projects associated with water and waste via:

1. Sub-regional projects for Smart Irrigation and Storm Water Harvesting which focus on urban areas. This has shown strong interest in the role Local Government can have with regional partners and the inaugural SA Drought Innovation and Adoption Hub of which the Legatus Group is a member.
2. The Legatus Group were commissioned by the SA Regional Organisation of Councils (SAROC) and secured funding from Green Industries SA to progress regional waste management for Local Government.

The Community Wastewater Management Schemes work continued to provide valuable support across regional SA. This including a series of workshops and a discussion paper which assisted the LGA CWMS Committee in looking to develop a reform paper. The LGA have again advised of the value of this work by supporting an extension of funding until June 2022.

A focus on Community Development via the Brighter Futures and Volunteering had mixed results with the Brighter Futures program which was intended for roll-out in the Flinders Ranges Council and District Council of Orroroo Carrieton unable to proceed due to COVID-19 and Council staffing constraints resulting from the rollout of Drought Communities Fund projects. Discussions have been

held to revamp this project. The Youth Volunteering project resulted in a series of videos produced that feature reasons why youth are volunteering and some training was provided to young people around wellbeing.

The Wellbeing Gap Analysis report associated with the 7 Northern Councils was just about completed and will provide a valuable document for the future lobbying efforts. Support was provided for the extension of the 2 Family and Business Support Mentors mentioned in the report.

The formation this year of the Remarkable South Flinders Ranges Councils Tourism Alliance and the Yorke Peninsula Tourism Accessibility Working Group and the management of the Northern and Yorke Coastal Management Action Plan are three examples of where the Legatus Group can provide a management role.

The following is a list of 2020/2021 Legatus Group reports which are being used to further progress actions and they can now be found on the Legatus Group Website:

1. Creative Industries in the Legatus Group Region. The research project was completed and a series of projects are now being progressed.
2. Tourism and the use of Mixed Reality. This report was a collaboration between the Legatus Group and Flinders University and looks at the options for Augmented and Virtual Reality Storytelling for the region.
3. Inclusive and Accessible Tourism Experiences Yorke Peninsula. This report provides a critical analysis of the literature and identifies Opportunities and Gaps in the Yorke Peninsula as a destination of choice for people with a disability.
4. Reconciliation Action Planning Northern and Yorke Region. Following input from the reference group and a cultural review the report by the Adelaide University was completed in October 2020.
5. Waste Management Infrastructure for South Australian Regional Local Government & Regional SA Waste and Resource Recovery Background Report by Rawtec. These 2 reports will assist with future actions regarding Waste Management for Regional Local Governments in SA and for the development of the Legatus Group Waste Management Action Plan.
6. Making and Using Organic Compost report. This builds on a previous study of biosolids and septage waste within Legatus Group councils which found that there was insufficient volume of this material to establish a composting plant.
7. Evaluation of expansion options for existing CWMS in SA. This report was instigated due to many CWMS having reached or are approaching their treatment capacity due to population growth, climate change impact and growing demand for recycled water.
8. Socio-Economic Impacts of Road Deficiency Report. This report assesses (qualitatively and quantitatively, where possible) the economic, social and environmental impacts/ costs from not being able to upgrade major roads to a fit for purpose standard due to insufficient funding. This can be used to support advocacy efforts of the Legatus Group and its member Councils for securing required funding.
9. PROJECT 155 Mid North Sustainability Hub Concept Plan. This involved the development of a concept plan and was the next stage of progress towards a Regional Sustainability Hub.

10. Future Drought Fund report. This looked at the opportunities for the Northern and Yorke Region.

There was also a series of webinars undertaken which have been recorded and produced and they can be found on the Legatus Group website.

Greater use of social media was undertaken with the use of a Legatus Group Facebook and LinkedIn pages. These included the release of videos re Youth Volunteering, Roads Equity and Youth into Music and a SA Regional Creative Industries Showreel.

Observation: This year has seen an increase in sub-regional support via an increasing number of collaborations occurring between councils that have been supported by the Legatus Group. Support to councils has been a focus and it was pleasing to see the value of having some extra resources (people and cash) being utilised during this year. The continued collaborations with the Northern and Yorke Landscape Board and RDA Yorke Mid North add value to all 3 organisations and this year has seen increased involvement with RDA Barossa Light Gawler Adelaide Plains.

During the year there was a review of the Legatus Group Strategic Plan and an external review of my performance. There were several synergies between both including the need to have a greater strategic focus with clearer and more relevant goals and objectives. Support was identified for bringing forward potential projects and responsiveness to member Council proposals with the promotion of subregional and focus groups as good examples of joint shared initiatives.

I would like to sincerely thank the support I received from Paul Chapman, Bridget Johns, Moira Coffey, Sarah Cheesmur and Sean Cheriton. Working as a team in isolation across a myriad of topics had its challenges but the resulting work from all was of a professional standard that reflected well for the Legatus Group.

Simon Millcock

CEO Legatus Group

The Legatus Group Audit and Risk Committee summary of activities undertaken, and recommendations made during 2020-2021. The committee met on 4 occasions with the following attendance.

Date	No of Members Attending
21 August 2020	5
13 November 2020	5
19 February 2021	4
3 June 2021	4

Committee Member	No of Meetings Attended
Chairman Mayor Kathie Bowman	4

Mayor Denis Clark till 19 February 2021	3
Mayor Rodney Reid from 3 June 2021	1
Peter Ackland	3
Colin Byles	3
Ian McDonald	4

The following table sets out the principal issues addressed by the Committee for 2020-2021 year.

Principal Issues Examined	Recommendations to Board
Financial Report	No issues, unqualified audit, adopted for the 19/20 financial year.
Review of budget against actuals	Noted no issues and supported the allocation of the expenditure identified of carry over reserves and accumulated surplus for business plan and budgets.
Review of work plan, internal controls	<ol style="list-style-type: none"> 1. Work planned maintained and adoption of recommendations by Auditor for increased internal controls – recommended for the Legatus Group consider adopting: <ol style="list-style-type: none"> a. Budget Framework Policy b. Code of Conduct for Employees Draft policies developed. 2. Recommended an external review of CEOs performance which was undertaken. 3. Recommended that Legatus Group Audit and Risk Management Committee be provided access via the read only format to the financial transaction reports of the Legatus Group. Approved by the board. 4. Assisted with and provided recommendations re the provision of Financial Management Services.
Charter	Recommended the Legatus Group adopt the variation to item 5.1 of the Legatus Group Charter as set out in item 3.2 of the Legatus Group Audit and Risk Management Committee meeting held on 22 May 2020 and they authorise the Legatus Group CEO to comply with the Local Government Act requirements to secure the variation to the charter. Completed.

Business, Budget and Strategic Plan	<ol style="list-style-type: none"> 1. Noted the development of the 2020-2021 business plan and budget. 2. Recommended the review of the Legatus Group Strategic Plan and provided input to the review.
Membership	Recommendations to Board re membership of Audit Committee
Equity / reserves	Recommendations to Board on levels to be held

Mayor Kathy Bowman

Chairman Legatus Group Audit and Risk Management Committee